

ARIZONA CORPORATION COMMISSION



**RATE APPLICATION
FOR WATER COMPANIES
WITH ANNUAL GROSS OPERATING REVENUES
(INCLUDING REQUESTED RATE RELIEF)
OF LESS THAN \$250,000**

PER ADMINISTRATIVE CODE R-14-2-103

[Details at Website www.cc.state.az.us](http://www.cc.state.az.us)

Navajo Water Co., Inc.

UTILITY NAME

W-03511A-23-

DOCKET NO(S).

March 31, 2023

TEST YEAR ENDED

Required invoices to be submitted are listed in the checklist on page 1

You must complete ALL items in the application according to the instructions provided. If you any questions regarding the application call the Chief of Accounting and Rates at (602) 542-0743 for Staff assistance or see our website at www.cc.state.az.us

IN ORDER TO PROCESS YOUR APPLICATION
FORWARD THE ORIGINAL AND FIFTEEN COPIES OF THE
APPLICATION AND COVER SHEET PLUS THREE
PACKETS WITH COPIES OF CHECKLIST ITEMS 5-11 (PAGE 1)
TO DOCKET CONTROL CENTER
1200 W. WASHINGTON STREET
PHOENIX, ARIZONA 85007

Note: Please refer to the checklist on page 1 for the required attachments.

Navajo Water Co., Inc.
WATER RATE APPLICATION CHECKLIST

Please use the following checklist to ensure that all necessary attachments are included in the application. Provide an explanation for any omitted item.

ORIGINAL APPLICATION PACKAGE ITEMS

1. The Arizona Department of Revenue ("ADOR") certificate of compliance letter of good standing. Use the Tax Clearance Application (Form# 10523) found on the ADOR website at <http://www.azdor.gov/Forms/Other.aspx>. (Send in the certificate of compliance with your application.)
2. The utility's most recent ADEQ annual sampling fee invoice for its Monitoring Assistance Program. In addition, please provide a list showing the individual cost components for all other watertesting conducted during the test year. This list should include at a minimum the following details: date, vendor/lab, and tests performed.
3. (Plant Additions) - Please provide a list of all plant additions by year and NARUC by plant account number put into service since the last test year. For each plant addition over \$2,500 in total costs, please provide (1) a list showing the individual cost components of the plant addition and (2) provide invoices to support each cost component shown on the list. Please cross-reference the amounts on the list to the invoice.
4. Salaries and Wages - Please provide a list of all employees broken down by position with a list of their duties and responsibilities. Individual employee salary information needs to be provided directly to the Commission Staff within 10 days of filing application.
5. Purchased Water – Please provide (1) a list showing the individual cost components of the total purchased water expense and (2) invoices to support three largest amounts shown on the list.
6. Purchased Power – Please provide (1) a list showing the individual cost components of the total purchased power expense and (2) invoices to support the three highest amounts shown on the list.
7. Repairs and Maintenance/Materials & Supplies – Please provide (1) a list showing the individual cost components of the total repairs and maintenance expense/materials and supplies and (2) invoices to support the three highest amounts shown on the list.
8. Outside Services – Please provide (1) a list showing the individual cost components of the total outside services expense and (2) invoices to support three highest amounts shown on the list.
9. Miscellaneous Expense – Please provide (1) a list showing the individual cost components of the total miscellaneous expense and (2) invoices to support three highest amounts shown on the list.

GENERAL INSTRUCTIONS

Processing the request for a rate adjustment requires completion of ALL PARTS of this application. Complete the Narrative Description of the Application for Rate Adjustment on pages 3 and 4, as well as the statements on pages 5 and 6. Read the accompanying instructions and fill in the entries on pages 9 through 31. Dollar amounts should be rounded to the nearest dollar. NO ENTRY SHOULD BE LEFT BLANK. If an amount is zero, enter a zero. **Any application that is found to be insufficient will not be processed until the deficiencies are corrected per A.A.C. R14-2-103.B.7.**

A completed application also **requires** notification of customers of the rate request. The format of the customer notification letter is provided on page 32 of this application. Use the language and form of this letter in notifying customers. The customer notification **must** be provided to customers on the same date as the rate application is filed. A copy of the notice, together with a **notarized** cover letter stating the method of customer notification and the date the notification was sent to the customers, **must** accompany the application form.

Please provide any supplementary information the Company believes will assist in the evaluation of the rate request. For example, if expense items are substantially different from the latest annual report filed with the Commission, or if significant plant additions have been made since the prior rate increase, attach supporting explanations for those changes to the application. Clearly label any attachments and staple them to the application.

Selection of a Test Year for the utility is an important part of the application. A test year older than the year reflected in the most current Annual Report with the Utilities Division is usually considered outdated. Questions regarding the selection of a Test Year should be addressed to the Chief of Accounting and Rates at (602) 542-0743.

Please contact the Arizona Department of Environmental Quality (and/or its authorized county agencies) and request a compliance status report. Submit a copy of this report as part of this filing. Please refer to the appendix of this application form.

Please contact the Arizona Department of Revenue and a certificate of compliance letter of good standing regarding taxes. Submit a copy of this compliance certificate. Please refer to the appendix of this application form.

After you have included all the required items from the checklist on the previous page, please submit the **original and fifteen copies** of the completed application with a cover sheet to:

Docket Control Center
Arizona Corporation Commission
1200 West Washington
Phoenix, Arizona 85007

Also, please include **three packets** with copies of checklist items 5-11 (see page 1) in your application filing with the Docket Control Center.

Navajo Water Co., Inc.
NARRATIVE DESCRIPTIONS OF APPLICATION FOR RATE ADJUSTMENT

Instructions:

Please provide the reasons for your requested rate adjustment by checking the appropriate box(es) below. If desired, the Company may also attached a written narrative regarding its reasons for the requested rate adjustment. Your narrative may also include efforts made by the utility to control costs/expenses and/or mitigate the amount of the rate adjustment.

Changes in current, compared to past operations, that necessitate the rate adjustment Please Explain:

The biggest changes have been the increased costs for Transportation, Personnel, Repair parts and supplies. In addition, because of the increased capital investment, Navajo's relative share of shared expenses has increased using the 4-factor allocation approved by the Commission in previous cases. Finally, the recent rate increase which went into effect on Apr. 1, 2022 fell well short of the prescribed revenue requirement approved by the Commission.

Descriptions and/or calculations of adjustments made to amounts that are included in this application that are different than amount recorded in your books/ledgers (pro forma adjustments) Please Explain:

The Company is proposing 8 adjustments to the test year (see page 19a) in order to reflect known and measurable changes and to make the test year more normal and reflective of revenues and expenses on a going forward basis.

The Company is proposing account specific depreciation rates (see page 20).

The Company proposes to recover rate case expense via a surcharge.

Significant factors influencing your revenues, expenses and/or rate base. Please Explain:

See changes in current, compared to past operations, above.

Anticipated growth/decline in customers expected in the next two years, the amount of anticipated construction to serve those customers, and how financed: the type of customers served by the utility, e.g. residential, irrigation, small retail businesses, large commercial, etc. Please Explain:

The Company does not anticipate significant customer growth in the future. There are very few available lots in any of the three systems, so little to no future grown is expected.

Anticipated construction. Please Explain:

Summer Pines improvements over the next 2-3 years will likely include the replacement of water mains as well as rehabilitation of one of SP's existing wells or construction of a new well.

Company Name: Navajo Water Co., Inc.	Test Year Ended: March 31,2023
---	-----------------------------------

AFFILIATE RELATIONSHIP

Please indicate a **yes** or **no** answer to the questions below and provide an explanation where necessary.

A parent-subsiary relationship, or affiliation, with another entity includes corporations, partnerships, sole proprietorship, limited liability corporation (LLCs), as well as common ownership of a water company and another entity, such as a development company or wastewater company

Are any assets owned jointly with any affiliated or subsidiary entities?

Yes No

If Yes, please provide a description of each jointed owned asset, it cost, and the percentage of the asset owned by the utility. (Please note the amounts reported on pages 13 and 15 should only include the percentage of plant owned by the utility.)

Were any of the assets constructed or acquired from an affiliated or subsidiary entity?

Yes No

If Yes, please identify the affiliated entity, the relationship with the utility, and a detailed listing of all transactions reflected in the Plant Accounts. Also include detail for other balance sheet accounts, such as Advances, Contributions in Aid of Construction, inter-company payables and receivables, as well as affiliated revenues and expenses from the Company's Income Statement.

STATEMENTS IN SUPPORT OF RATE REQUEST

Complete the following statements in support of your rate request.

Navajo Water Co., Inc. (The "Company") requests an adjustment in the existing rates charged by the Company. The information contained in this application is based upon a twelve-month Test Year ending March 31, 2023 (mm/dd/yy). The Company had total unadjusted operating revenues of \$ 253,851, served 339 metered and 0 unmetered customers and **sold** - (in 1,000's) gallons of water during the test year.
(from page 19)
(from page 18a, b, and c)

The Company is requesting a(n) increase/decrease in the amount of \$ 80,968.

Total annual operating revenues, if the Company is granted the rate adjustment, will be \$ 352,096.

The Company is current on all property taxes. YES NO

The Company is current on all sales taxes. YES NO
(Please use the form in the appendix and see checklist item 2 on page 1.)

The Company currently has a Curtailment Plan Tariff on file with the Commission. YES NO

The Company currently has a Backflow Prevention Tariff on file with the Commission. YES NO

The Company notified its customers of its application for a rate adjustment on [PENDING] (mm/dd/yy). **A COPY OF THE NOTICE WITH A NOTARIZED COVER LETTER STATING THE METHOD OF CUSTOMER NOTIFICATION, AS WELL AS THE DATE OF THE NOTIFICATION MUST BE ATTACHED.** (See page 32)

By completing this application in support of the Company's request for a rate adjustment, the Company realizes that Original Cost Less Depreciation ("OCLD") plant information will be used to determine the fair value rate base, i.e., the Company waives the right to Reconstruction Cost New.

The utility company ownership is one of the following

- Sole Proprietorship
- Partnership
- "C" Corporation
- "S" Corporation
- Limited Liability Corporation ("LLC")
- Association -- Cooperative
- Other, please specify:

Note: If a corporation, please list stockholders and the respective number of share owned below.

Stockholder	Number of Shares Owned
JW Water Holdings, LLC	100%

I have read and completed this application, and to the best of my knowledge all of the information contained herein, and attached to this application, is true and correct:

Name of Authorized Representative	Company Name:	Navajo Water Co., Inc.
		c/o JW Water Holdings, LLC
Jason Williamson		7581 E Academy Blvd. Suite 229
Title: President		Denver, CO 80230
Thomas J. Bourassa, CPA	Phone Number	(720) 949-1384
Title: Consultant	Fax Number	
	E Mail Address:	jw@jwwater.net
Date: September 18, 2023		
Contact person for Navajo Water Co., Inc.		
Name: Jason Williamson		
Email Address: jw@jwwater.net		
Phone Number: (720) 949-1384		
Fax Number		
Title: Rate Consultant		
Name: Thomas J. Bourassa, CPA		
Email Address: tjb114@cox.net		
Phone Number: 602-246-7150		
Fax Number: 602-246-1040		
Title: Attorney		
Name: Jay Shapiro /s/ Jay L. Shapiro		
Email Address: jay@shapslawaz.com		
Phone Number: 602-954-9084		

Company Name:
Navajo Water Co., Inc.

Test Year Ended:
March 31, 2023

CURRENT AND PROPOSED RATES AND CHARGES

CUSTOMER CLASS:

Residential

Commercial

Industrial

Irrigation

All

Other, specify _____

CURRENT RATES

PROPOSED RATES

MINIMUM OR SERVICE CHARGES
5/8" x 3/4" Meter
3/4" Meter
1" Meter
1-1/2" Meter
2" Meter
3" Meter
4" Meter
6" Meter

\$	GALLONS
\$ 38.08	for -
\$ 57.12	for -
\$ 95.20	for -
\$ 190.40	for -
\$ 304.64	for -
\$ 571.20	for -
\$ 952.00	for -
\$ 1,904.00	for -
	for -
	for -
	for -

\$	GALLONS
\$ 49.88	for -
\$ 74.83	for -
\$ 124.71	for -
\$ 249.42	for -
\$ 399.08	for -
\$ 798.16	for -
\$ 1,247.12	for -
\$ 2,494.24	for -
	for -
	for -
	for -

COMMODITY CHARGE (EXCESS OF MINIMUM)
All Meter Sizes
5/8 X 3/4 Inch and 3/4 Inch Residential
1 up to 2,000
2,001 to 8,000
over 8,000
3/4 Inch Commercial and Industrial
1 up to 2,000
2,001 to 8,000
over 8,000
1 Inch Residential, Commercial, Industrial
1 to 20,000
20,001 over 20,000

\$ Per 1,000 Gallons
\$ 6.82
9.70
11.66
\$ 6.82
9.70
11.66
\$ 9.70
11.66

\$ Per 1,000 Gallons
9.34
12.34
14.34
9.34
12.34
14.34
12.34
14.34

CONTINUED ON PAGE 9b

Note: If rates and charges vary across customer classes, duplicate the form and complete one for each rate class. (e.g., residential, commercial) unless "ALL" is checked.

Company Name:
Navajo Water Co., Inc.

Test Year Ended:
March 31, 2023

CURRENT AND PROPOSED RATES AND CHARGES
CONTINUED FROM PAGE 9a

	CURRENT RATES		PROPOSED RATES	
MODIFY CHARGE (BASED ON CLASS OF MINIMUM)				
1 1/2 Inch Residential, Commercial, Industrial				
1 up to 50,000	\$	9.70	\$	12.34
over 50,000		11.66		14.34
2 Inch Residential, Commercial, Industrial				
1 up to 80,000	\$	9.70	\$	12.34
over 80,000		11.66		14.34
3 Inch Residential, Commercial, Industrial				
1 up to 150,000	\$	9.70	\$	12.34
over 150,000		11.66		14.34
4 Inch Residential, Commercial, Industrial				
1 up to 300,000	\$	9.70	\$	12.34
over 300,000		11.66		14.34
6 Inch Residential, Commercial, Industrial				
1 up to 500,000	\$	9.70	\$	12.34
over 500,000		11.66		14.34
OTHER	\$ Per 1,000 Gallons		\$ Per 1,000 Gallons	
Standpipe, bulk water		NT		NT

NT = No Tariff

Note: If rates and charges vary across customer classes, duplicate the form and complete one for each rate class. (e.g., residential, commercial) unless "ALL" is checked.

Revised 10/28/2003

Company Name: Navajo Water Co., Inc.	
---	--

CURRENT AND PROPOSED SERVICE CHARGES

CUSTOMER CLASS: Residential

Irrigation

SERVICE LINE AND METER INSTALLATION CHARGES	CURRENT RATES			PROPOSED RATES		
	Serv. Line	Meter	Total	Serv. Line	Meter	Total
5/8" x 3/4" Meter	\$ 415	\$ 216	\$ 631	\$ 565	\$ 158	\$ 723
3/4" Meter	\$ 415	\$ 230	\$ 645	\$ 565	\$ 260	\$ 825
1" Meter	\$ 465	\$ 295	\$ 760	\$ 629	\$ 321	\$ 950
1-1/2" Meter	\$ 520	\$ 525	\$ 1,045	\$ 699	\$ 536	\$ 1,235
2" Meter Turbine	\$ 800	\$ 1,045	\$ 1,845	\$ 1,054	\$ 1,066	\$ 2,120
2" Meter Compound	\$ 800	\$ 1,890	\$ 2,690	\$ 1,054	\$ 1,928	\$ 2,982
3" Meter Turbine	\$ 1,015	\$ 1,670	\$ 2,685	\$ 1,327	\$ 1,703	\$ 3,030
3" Meter Compound	\$ 1,015	\$ 2,545	\$ 3,560	\$ 1,480	\$ 2,596	\$ 4,076
4" Meter Turbine	\$ 1,430	\$ 2,670	\$ 4,100	\$ 1,892	\$ 2,723	\$ 4,615
4" Meter Compound	\$ 1,430	\$ 3,645	\$ 5,075	\$ 2,121	\$ 3,718	\$ 5,839
6" Meter Turbine	\$ 2,150	\$ 5,025	\$ 7,175	\$ 2,807	\$ 5,126	\$ 7,933
6" Meter Compound	\$ 2,150	\$ 6,920	\$ 9,070	\$ 2,959	\$ 7,058	\$ 10,017

Establishment	\$	25.00	\$	25.00
Reconnection (Delinquent)	\$	20.00	\$	20.00
After Hours Service Charge	\$	35.00	\$	35.00
Meter Test (if correct)	\$	25.00	\$	25.00
Meter Re-read (if correct)	\$	25.00	\$	25.00
Deposit		*		*
Deposit Interest - per year		*		*
Re-establishment (Within 12 Months)		**		**
NSF Check	\$	17.50	\$	17.50
Deferred Payment - per month		1.50%		1.50%
Late Payment Penalty - per month		1.50% or \$3.00***		1.50% or \$3.00***

Note: If rates and charges vary across customer classes, duplicate the form and complete one for each rate class. (e.g., residential, commercial) unless "ALL" is checked.

* Per Commission Rule AAC R14-2-403.B.

** Months off system times the monthly minimum per Commission Rule AAC R14-2-403.D.

*** Whichever is greater.

In addition to the collection of regular rates, the utility will collect from its customers a proportionate share of any privilege, sales, and use tax. Per Commission Rule A.A.C. R14-2-409(D)(5).

Company Name:	Navajo Water Co., Inc.	Test Year Ended:	March 31, 2023
---------------	------------------------	------------------	----------------

Plant Additions or (Retirements) by Year

Acct No.	Description	2021		2022	
		Additions	Retirements	Additions	Retirements
301	Organization	\$ -	\$ -	\$ -	\$ -
302	Franchises	-	-	-	-
303	Land and Land Rights	-	-	-	-
304	Structures and Improvements	77,055	-	14,309	-
305	Collecting and Impounding Reservoirs	-	-	-	-
306	Lakes, Rivers, Other Intakes	-	-	-	-
307	Wells and Springs	16,199	26,338	1,562	-
308	Infiltration Galleries and Tunnels	-	-	-	-
309	Supply Mains	-	-	-	-
310	Power Generation Equipment	-	-	-	-
311	Pumping Equipment	43,208	-	600	-
320	Water Treatment Equipment	-	-	-	-
320.1	Water Treatment Plants	-	-	-	-
320.2	Solution Chemical Feeders	-	-	-	-
330	Distribution Reservoirs and Standpipes	-	-	-	-
330.1	Storage Tanks	13,307	-	-	-
330.2	Pressure Tanks	8,236	-	-	-
331	Transmission and Distrib. Mains	4,032	-	575	-
333	Services	3,711	-	730	-
334	Meters and Meter Installations	2,737	-	-	-
335	Hydrants	-	-	-	-
336	Backflow Prevention Devices	-	-	-	-
339	Other Plant and Misc. Equipment	-	-	-	-
340	Office Furniture and Equipment	-	142	-	-
340.1	Computers and Software	-	-	-	-
341	Transportation Equipment	-	-	-	-
342	Stores Equipment	-	-	-	-
343	Tools, Shop and Garage Equipment	827	-	-	-
344	Laboratory Equipment	-	-	-	-
345	Power Operated Equipment	-	-	-	-
346	Communication Equipment	196,935	-	10,903	-
347	Miscellaneous Equipment	-	-	-	-
348	Other Tangible Plant	-	-	-	-
	TOTAL WATER PLANT	\$ 366,246	\$ 26,480	\$ 28,680	\$ -

Note: Enter all additions and retirements, by year, from the prior test year through the end of the current test year. Enter the totals for the additions and retirements for all intervening years on page 14, Columns B and C, respectively.

Company Name: Navajo Water Co., Inc.	Test Year Ended: March 31, 2023
---	------------------------------------

Plant Additions or (Retirements) by Year

Acct No.	Description	Thru 3/31 2023		Year	
		Additions	Retirements	Additions	Retirements
301	Organization	\$ -	\$ -		
302	Franchises	-	-		
303	Land and Land Rights	-	-		
304	Structures and Improvements	-	-		
305	Collecting and Impounding Reservoirs	-	-		
306	Lakes, Rivers, Other Intakes	-	-		
307	Wells and Springs	-	-		
308	Infiltration Galleries and Tunnels	-	-		
309	Supply Mains	-	-		
310	Power Generation Equipment	-	-		
311	Pumping Equipment	-	-		
320	Water Treatment Equipment	-	-		
320.1	Water Treatment Plants	-	-		
320.2	Solution Chemical Feeders	-	-		
330	Distribution Reservoirs and Standpipes	-	-		
330.1	Storage Tanks	-	-		
330.2	Pressure Tanks	-	-		
331	Transmission and Distrib. Mains	-	-		
333	Services	-	-		
334	Meters and Meter Installations	-	-		
335	Hydrants	-	-		
336	Backflow Prevention Devices	-	-		
339	Other Plant and Misc. Equipment	-	-		
340	Office Furniture and Equipment	-	-		
340.1	Computers and Software	-	-		
341	Transportation Equipment	-	-		
342	Stores Equipment	-	-		
343	Tools, Shop and Garage Equipment	-	-		
344	Laboratory Equipment	-	-		
345	Power Operated Equipment	-	-		
346	Communication Equipment	-	-		
347	Miscellaneous Equipment	-	-		
348	Other Tangible Plant	-	-		
	TOTAL WATER PLANT	\$ -	\$ -	\$ -	\$ -

Note: Enter all additions and retirements, by year, from the prior test year through the end of the current test year. Enter the totals for the additions and retirements for all intervening years on page 14, Columns B and C, respectively.

Company Name: Navajo Water Co., Inc.	Test Year Ended: March 31, 2023
--------------------------------------	---------------------------------

Plant Summary

Acct No.	Description	Plant in Service 12/31/2016 <i>Column A</i>	Total Additions[1] <i>Column B</i>	Total Retirements[1] <i>Column C</i>	Test Year End Total <i>Column D*</i>
301	Organization	\$ -	\$ -	\$ -	\$ -
302	Franchises	-	-	-	-
303	Land and Land Rights	10,050	-	-	10,050
304	Structures and Improvements	29,227	91,364	-	120,591
305	Collecting and Impounding Reservoirs	-	-	-	-
306	Lakes, Rivers, Other Intakes	-	-	-	-
307	Wells and Springs	94,480	17,761	26,338	85,903
308	Infiltration Galleries and Tunnels	-	-	-	-
309	Supply Mains	-	-	-	-
310	Power Generation Equipment	-	-	-	-
311	Pumping Equipment	117,538	43,808	-	161,346
320	Water Treatment Equipment	-	-	-	-
320.1	Water Treatment Plants	-	-	-	-
320.2	Solution Chemical Feeders	-	-	-	-
330	Distribution Reservoirs and Standpipes	-	-	-	-
330.1	Storage Tanks	115,045	13,307	-	128,352
330.2	Pressure Tanks	26,519	8,236	-	34,755
331	Transmission and Distrib. Mains	147,893	4,608	-	152,501
333	Services	53,612	4,441	-	58,052
334	Meters and Meter Installations	61,656	2,737	-	64,393
335	Hydrants	-	-	-	-
336	Backflow Prevention Devices	-	-	-	-
339	Other Plant and Misc. Equipment	-	-	-	-
340	Office Furniture and Equipment	1	-	142	(141)
340.1	Computers and Software	-	-	-	-
341	Transportation Equipment	-	-	-	-
342	Stores Equipment	-	-	-	-
343	Tools, Shop and Garage Equipment	304	827	-	1,131
344	Laboratory Equipment	-	-	-	-
345	Power Operated Equipment	-	-	-	-
346	Communication Equipment	3,621	207,838	-	211,459
347	Miscellaneous Equipment	-	-	-	-
348	Other Tangible Plant	11,847	-	-	11,847
	TOTAL WATER PLANT	\$ 671,792	\$ 394,926	\$ 26,480	\$ 1,040,238

#####

Note: Please refer to the checklist on page 1 for the required attachments related to this schedule

*Column D = Column A + Column B - Column C

[1] Includes PTY plant additions and retirements

Company Name:	Navajo Water Co., Inc.	Test Year Ended:	March 31, 2023
---------------	------------------------	------------------	----------------

UTILITY PLANT IN SERVICE

Acct No.	Description	Original Cost [1]	Accumulated Depreciation [1]		O.C.L.D.
			Column A	Column B	Column C **
301	Organization	\$ -	\$ -	\$ -	
302	Franchises	-	-	-	
303	Land and Land Rights	10,050	-	-	10,050
304	Structures and Improvements	120,591	18,828	-	101,763
305	Collecting and Impounding Reservoirs	-	-	-	
306	Lakes, Rivers, Other Intakes	-	-	-	
307	Wells and Springs	85,903	1,844	-	84,059
308	Infiltration Galleries and Tunnels	-	-	-	
309	Supply Mains	-	-	-	
310	Power Generation Equipment	-	-	-	
311	Pumping Equipment	161,346	121,639	-	39,707
320	Water Treatment Equipment	-	-	-	
320.1	Water Treatment Plants	-	-	-	
320.2	Solution Chemical Feeders	-	-	-	
330	Distribution Reservoirs and Standpipe	-	-	-	
330.1	Storage Tanks	128,352	50,011	-	78,341
330.2	Pressure Tanks	34,755	22,396	-	12,359
331	Transmission and Distrib. Mains	152,501	125,135	-	27,366
333	Services	58,052	49,214	-	8,838
334	Meters and Meter Installations	64,393	51,564	-	12,829
335	Hydrants	-	-	-	
336	Backflow Prevention Devices	-	-	-	
339	Other Plant and Misc. Equipment	-	-	-	
340	Office Furniture and Equipment	(141)	(299)	-	158
340.1	Computers and Software	-	-	-	
341	Transportation Equipment	-	-	-	
342	Stores Equipment	-	-	-	
343	Tools, Shop and Garage Equipment.	1,131	(466)	-	1,597
344	Laboratory Equipment	-	-	-	
345	Power Operated Equipment	-	-	-	
346	Communication Equipment	211,459	38,251	-	173,207
347	Miscellaneous Equipment	-	-	-	
348	Other Tangible Plant	11,847	8,802	-	3,045
	TOTAL WATER PLANT *	\$ 1,040,238	\$ 486,918	\$ -	\$ 553,319

[1] See work papers for reconstruction of Plant and A/D from last rate case to end of test year.

* Must be the same as the amount reported on Page 20.

** Column C = Column A - Column B

Company Name: Navajo Water Co., Inc.	Test Year Ended: March 31, 2023
Name of System	Chaparral Pines
ADWR PCC Number	91-000390.0000
ADEQ Public Water System Number:	AZ0409039

WATER COMPANY PLANT DESCRIPTION

WELLS

ADWR ID Number	Pump Horsepower	Pump Yield (Gpm)	Casing Depth (feet)	Casing Size (inches)	Pump Motor Type	Metered Y/N	Meter Size (inches)	Year Drilled	Water Level 2012	Water Level 2022	How Measured	Active
55-601671	5	35	295	6	Submersible	Yes	1	1982	unknown	218	Metered	Yes

Name of system water delivered to:	
ADWR PCC Number	
Source of water delivered to another system	

Name of system water received from:	
ADWR PCC Number	
Source of water received	
Well Registry	

Month	Water Withdrawn (Gallons) ¹	Water Sold (Gallons) ²	Water Delivered (sold) to other systems (Gallons) ³	Water Received from other systems (Gallons) ⁴	Estimated Authorized Use (Gallons) ⁵	Purchased Power Expense ⁶	Purchased Power kWh ⁷
Apr-22	394,780	361,590				1,842	233
May-22	504,808	453,270				1,941	243
Jun-22	588,060	602,626				2,507	303
Jul-22	537,934	508,435				2,050	266
Aug-22	429,295	395,899				1,714	229
Sep-22	403,491	371,100				1,525	208
Oct-22	384,821	311,220				1,504	205
Nov-22	265,771	258,000				1,320	192
Dec-22	250,764	167,960				1,216	180
Jan-23	183,804	160,260				1,155	179
Feb-23	426,574	401,890				2,122	296
Mar-23	323,497	304,410				1,552	227
Totals	4,693,599	4,296,660	-	-	-	20,448	2,761

If applicable, in the space below please provide a description for all unmetered water use along with amounts:

¹ Water withdrawn - Total gallons of water withdrawn from pumped sources.
² Water sold - Total gallons from customer meters, and other sales such as construction water.
³ Water delivered (sold) to other systems - Total gallons of water delivered to other systems.
⁴ Enter the estimated authorized use of water.
⁶ Enter the total purchased power costs for the power meters associated with this system.
⁷ Enter the total purchased kWh used by the power meters associated with this system.

Company Name: Navajo Water Co., Inc.	Test Year Ended: March 31, 2023
Name of System	Chaparral Pines
ADWR PCC Number	91-000390.0000
ADEQ Public Water System Number:	AZ0409039

WATER COMPANY PLANT DESCRIPTION CONTINUED

MAINS

Size (in inches)	Material	Length (in feet)
2		
3		
4	ACP, PVC	7,990
6		
8		
10		
12		

CUSTOMER METERS

Size (in inches)	Quantity	Percent over 1,000,000 gals	Percent over 10 years old
5/8 x 3/4	87	0%	0%
3/4			
1			
1-1/2			
2			
Comp. 3			
Turbo 3			
Comp. 4			
Turbo 4			
Comp. 6			
Turbo 6			
Comp. 8			
Turbo 8			

Service Lines

Material	Percent of System	Year Installed
Galvanized Iron	90	Unk

BOOSTER PUMPS

Horsepower	GPM	Quantity
7.5	80	2

FIRE HYDRANTS

Type	Quantity
Standard	0
Other	0

Storage Tanks

Capacity (gals)	Material	Quantity	Year Installed
20,000	Steel	1	

Pressure Tanks

Capacity (Gals)	Material	Quantity	Year Installed
110	Steel	2	2021

WATER UTILITY PLANT DESCRIPTION

NAME OF COMPANY	Navajo Water Co., Inc.
Name of System	Chaparral Pines
ADWR PCC Number	91-000390.0000
ADEQ Public Water System Number:	AZ0409039

TREATMENT EQUIPMENT:

STRUCTURES:

One 10x27 well building; 292 ft. of 6 ft. chain link security fence

OTHER:

One LevelCon remote tank level monitoring device. Scada, VFD X2

Provide a calculation used to determine the value of one water equivalent residential connection (ERC).

Use one of the following methods:

- (a) If actual flow data are available from the preceding 12 months, divide the total annual single family residence (SFR) gallons sold by the average number of single family residence customers for the same period and divide the result by 365
- (b) If no historical flow data are available, use:

$$ERC = (\text{Total SFR gallons sold (Omit 000)} / 365 \text{ days} / 350 \text{ gallons per day})$$

ERC:

130

 Method used:

(a)

WATER USE DATA SHEET

NAME OF COMPANY	Navajo Water Co., Inc.
Name of System	Chaparral Pines
ADWR PCC Number	91-000390.0000
ADEQ Public Water System Number:	AZ0409039

MONTH/YEAR (12 Months of Test Year)	Number of Customers				
	Single Family	Multi-Family	Commercial	Turf/Irrigation	Other Non-Residential
Apr	80				
May	80				
Jun	80				
Jul.	81				
Aug.	83				
Sep.	82				
Oct.	82				
Nov.	82				
Dec.	82				
Jan.	82				
Feb.	82				
Mar.	82				

If system has fire hydrants, what is the fire flow requirement? N/A GPM Hrs

Does the system have chlorination treatment?

Does the Company have an ADWR Gallons Per Capita Per Day (GCPPD) requirement?
 If yes, provide GPCPD amount:

Is the Water Utility located in an ADWR Active Management Area ("AMA")?
 If yes, which AMA?

What is the present connection capacity (in ERCs) using existing lines?

What is the future system connection capacity (in ERCs) upon service area buildout?

Describe any estimated completion dates for any enlargements or improvements of this system?

Company Name: Navajo Water Co., Inc.	Test Year Ended: March 31, 2023
Name of System	Laguna Estates
ADWR PCC Number	91-000363.0000
ADEQ Public Water System Number:	AZ0409000

WATER COMPANY PLANT DESCRIPTION

WELLS

ADWR ID Number	Pump Horsepower	Pump Yield (Gpm)	Casing Depth (feet)	Casing Size (inches)	Pump Motor Type	Metered Y/N	Meter Size (inches)	Year Drilled	Water Level 2012	Water Level 2022	How Measured	Active
55-646524	5	25	290	6	Submersible	Yes	1	1982	unknown	235	Metered	Yes

Name of system water delivered to:	
ADWR PCC Number	
Source of water delivered to another system	

Name of system water received from:	
ADWR PCC Number	
Source of water received	

Month	Water Withdrawn (Gallons)1	Water Sold (Gallons)2	Water Delivered (sold) to other systems (Gallons)3	Water Received from other systems (Gallons)4	Estimated Authorized Use (Gallons)5	Purchased Power Expense6	Purchased Power kWh)7
Apr-22	119,139	112,460				126	646
May-22	156,240	138,230				148	706
Jun-22	188,580	183,660				158	765
Jul-22	120,453	121,180				131	601
Aug-22	170,418	146,340				137	628
Sep-22	112,902	112,530				122	537
Oct-22	116,495	118,690				108	468
Nov-22	125,232	120,820				107	504
Dec-22	119,257	110,790				128	632
Jan-23	119,210	110,860				126	610
Feb-23	142,499	129,610				116	576
Mar-23	196,406	175,070				164	841
Totals	1,686,831	1,580,240	-	-	-	1,571	7,514

If applicable, in the space below please provide a description for all unmetered water use along with amounts:

1 Water withdrawn - Total gallons of water withdrawn from pumped sources.
2 Water sold - Total gallons from customer meters, and other sales such as construction water.
3 Water delivered (sold) to other systems - Total gallons of water delivered to other systems.
4 Enter the estimated authorized use of water.
6 Enter the total purchased power costs for the power meters associated with this system.
7 Enter the total purchased kWh used by the power meters associated with this system.

Company Name: Navajo Water Co., Inc.	Test Year Ended: March 31, 2023
Name of System	Laguna Estates
ADWR PCC Number	91-000363.0000
ADEQ Public Water System Number:	AZ0409000

WATER COMPANY PLANT DESCRIPTION CONTINUED

MAINS		
Size (in inches)	Material	Length (in feet)
2	PVC	82
3		
4	PVC	1,310
4		
4		
6		
6		
6		
6		
8		
8		

CUSTOMER METERS			
Size (in inches)	Quantity	Percent over 1,000,000 gals	Percent over 10 years old
5/8 x 3/4	32	0%	0%
3/4			
1			
1-1/2			
2			
Comp. 3			
Turbo 3			
1 Comp. 4			
1 Turbo 4			
1 Comp. 6			
Turbo 6			
Comp. 8			
Turbo 8			

Service Lines		
Material	Percent of System	Year Installed
	0	
	0	
PVC	1	Unk
	%	

BOOSTER PUMPS		
Horsepower	GPM	Quantity
7.5	80	2

FIRE HYDRANTS	
Type	Quantity
Standard	
Other	

Storage Tanks			
Capacity (gals)	Material	Quantity	Year Installed
10,000	Steel	1	
10,000	Steel	1	2021

Pressure Tanks			
Capacity (Gals)	Material	Quantity	Year Installed
110	Steel	2	2021

WATER UTILITY PLANT DESCRIPTION

NAME OF COMPANY	Navajo Water Co., Inc.
Name of System	Laguna Estates
ADWR PCC Number	91-000363.0000
ADEQ Public Water System Number:	AZ0409000

TREATMENT EQUIPMENT:

STRUCTURES:

Chain link fence around all sites

380 ft. of 6 ft chain link security fence, 12X12 Booster and control building

OTHER:

One LevelCon remote tank level monitoring device, scada, vfd x2

Provide a calculation used to determine the value of one water equivalent residential connection (ERC).

Use one of the following methods:

- (a) If actual flow data are available from the preceding 12 months, divide the total annual single family residence (SFR) gallons sold by the average number of single family residence customers for the same period and divide the result by 365
- (b) If no historical flow data are available, use:

$$ERC = (\text{Total SFR gallons sold (Omit 000)} / 365 \text{ days} / 350 \text{ gallons per day})$$

ERC:

105

 Method used:

(a)

WATER USE DATA SHEET

NAME OF COMPANY	Navajo Water Co., Inc.
Name of System	Laguna Estates
ADWR PCC Number	91-000363.0000
ADEQ Public Water System Number:	AZ0409000

MONTH/YEAR (12 Months of Test Year)	Number of Customers				
	Single Family	Multi-Family	Commercial	Turf/Irrigation	Other Non-Residential
Apr	31				
May	29				
Jun	31				
Jul.	30				
Aug.	29				
Sep.	31				
Oct.	34				
Nov.	32				
Dec.	32				
Jan.	32				
Feb.	32				
Mar.	32				

If system has fire hydrants, what is the fire flow requirement? N/A GPM Hrs

Does the system have chlorination treatment?

Does the Company have an ADWR Gallons Per Capita Per Day (GCPPD) requirement?
 If yes, provide GPCPD amount:

Is the Water Utility located in an ADWR Active Management Area ("AMA")?
 If yes, which AMA?

What is the present connection capacity (in ERCs) using existing lines?

What is the future system connection capacity (in ERCs) upon service area buildout?

Describe any estimated completion dates for any enlargements or improvements of this system?

Company Name: Navajo Water Co., Inc.	Test Year Ended: March 31, 2023
Name of System	Summer Pines
ADWR PCC Number	91-000384.0000
ADEQ Public Water System Number:	AZ0409030

WATER COMPANY PLANT DESCRIPTION

WELLS

ADWR ID Number	Pump Horsepower	Pump Yield (Gpm)	Casing Depth (feet)	Casing Size (inches)	Pump Motor Type	Metered Y/N	Meter Size (inches)	Year Drilled	Water Level 2012	Water Level 2022	How Measured	Active
55-623894	3	4	290	6	Submersible	Yes	1		unknown	130	Metered	Yes
55-623891	10	25	565	8	Submersible	Yes	2	1967	unknown	515	Metered	Yes

Name of system water delivered to:	Summer Pines
ADWR PCC Number	91-000384.0000
Source of water delivered to another system	Ground Water

Name of system water received from:	
ADWR PCC Number	
Source of water received	

Month	Water Withdrawn (Gallons)1	Water Sold (Gallons)2	Water Delivered (sold) to other systems (Gallons)3	Water Received from other systems (Gallons)4	Estimated Authorized Use (Gallons)5	Purchased Power Expense6	Purchased Power kWh)7
Apr-22	443,821	391,880				451	3,066
May-22	706,310	540,130				505	3,602
Jun-22	827,294	849,740				608	4,658
Jul-22	819,350	687,390				592	4,171
Aug-22	662,067	573,220				526	3,779
Sep-22	759,350	639,150				611	3,953
Oct-22	636,458	566,230				540	3,567
Nov-22	545,995	487,920				463	3,000
Dec-22	434,797	368,730				462	3,005
Jan-23	531,765	431,860				501	3,170
Feb-23	891,481	481,440				735	4,991
Mar-23	862,333	552,250				692	4,699
Totals	8,121,021	6,569,940	-	-	-	6,688	45,661

If applicable, in the space below please provide a description for all unmetered water use along with amounts:
 Flushing = 578,000 gallons. Construction = 500 gallons. Fire Dept = 17,000 gallons

- 1 Water withdrawn - Total gallons of water withdrawn from pumped sources.
- 2 Water sold - Total gallons from customer meters, and other sales such as construction water.
- 3 Water delivered (sold) to other systems - Total gallons of water delivered to other systems.
- 4 Enter the estimated authorized use of water.
- 6 Enter the total purchased power costs for the power meters associated with this system.
- 7 Enter the total purchased kWh used by the power meters associated with this system.

Company Name: Navajo Water Co., Inc.	Test Year Ended: March 31, 2023
Name of System Summer Pines	
ADWR PCC Number 91-000384.0000	
ADEQ Public Water System Number: AZ0409030	

WATER COMPANY PLANT DESCRIPTION CONTINUED

MAINS		
Size (in inches)	Material	Length (in feet)
2		
3		
4	ABS	40,300
4		
4		
6		
6		
6		
6		
8		
8		

CUSTOMER METERS			
Size (in inches)	Quantity	Percent over 1,000,000 gals	Percent over 10 years old
5/8 x 3/4	227	0%	0%
3/4			
1			
1-1/2			
2			
Comp. 3			
Turbo 3			
Comp. 4			
Turbo 4			
Comp. 6			
Turbo 6			
Comp. 8			
Turbo 8			

Service Lines		
Material	Percent of System	Year Installed
Galvanized	%	Unk
Polyethelene	33%	Unk
PVC	33%	Unk

BOOSTER PUMPS		
Horsepower	GPM	Quantity
7.5	70	2

FIRE HYDRANTS	
Type	Quantity

Storage Tanks			
Capacity (gals)	Material	Quantity	Year Installed
5,000	Polyethelene	8	2015

Pressure Tanks			
Capacity (Gals)	Material	Quantity	Year Installed
110	Steel	2	2020

WATER UTILITY PLANT DESCRIPTION

NAME OF COMPANY	Navajo Water Co., Inc.
Name of System	Summer Pines
ADWR PCC Number	91-000384.0000
ADEQ Public Water System Number:	AZ0409030

TREATMENT EQUIPMENT:

STRUCTURES:

One 8x9 well building. Booster and controls building 10x12

OTHER:

390 ft. of 6 ft. chain link security fence. Scada, vfd x2

Provide a calculation used to determine the value of one water equivalent residential connection (ERC).

Use one of the following methods:

- (a) If actual flow data are available from the preceding 12 months, divide the total annual single family residence (SFR) gallons sold by the average number of single family residence customers for the same period and divide the result by 365
- (b) If no historical flow data are available, use:

$$ERC = (\text{Total SFR gallons sold (Omit 000)} / 365 \text{ days} / 350 \text{ gallons per day})$$

ERC:

69

 Method used:

(a)

WATER USE DATA SHEET

NAME OF COMPANY	Navajo Water Company
Name of System	Summer Pines
ADWR PCC Number	91-000384.0000
ADEQ Public Water System Number:	AZ0409030

MONTH/YEAR (12 Months of Test Year)	Number of Customers				
	Single Family	Multi-Family	Commercial	Turf/Irrigation	Other Non-Residential
Apr	225				
May	225				
Jun	227				
Jul.	226				
Aug.	225				
Sep.	226				
Oct.	225				
Nov.	225				
Dec.	225				
Jan.	225				
Feb.	225				
Mar.	225				

If system has fire hydrants, what is the fire flow requirement? N/A GPM Hrs

Does the system have chlorination treatment?

Does the Company have an ADWR Gallons Per Capita Per Day (GPCPD) requirement?
 If yes, provide GPCPD amount:

Is the Water Utility located in an ADWR Active Management Area ("AMA")?
 If yes, which AMA?

What is the present connection capacity (in ERCs) using existing lines?

What is the future system connection capacity (in ERCs) upon service area buildout?

Describe any estimated completion dates for any enlargements or improvements of this system?

COMPARATIVE STATEMENT OF INCOME AND EXPENSES

	OPERATING REVENUES	PRIOR YEAR	TEST YEAR	Ref	ADJMT	ADJUSTED TEST YEAR	Proposed Rates	Proposed Test Year
461	Metered Water Revenue	\$ 178,230	\$ 244,804	4/6	17,277	\$ 262,081	80,968	\$ 343,049
460	Unmetered Water Revenue	-	-			-		-
474	Other Water Revenues	4,521	9,046			9,046		9,046
	TOTAL REVENUES	\$ 182,751	\$ 253,851		17,277	\$ 271,128	\$ 80,968	\$ 352,096
	OPERATING EXPENSES							
601	Salaries and Wages	\$ 51,331	\$ 44,407			\$ 44,407		\$ 44,407
604	Employee Benefits	319	2,363			2,363		2,363
610	Purchased Water	-	-			-		-
615	Purchased Power	10,663	11,381	4	3	11,384		11,384
618	Chemicals	1,054	545	4	0	545		545
619	Water Treatment	-	-			-		-
620	Materials & Supplies	15,916	22,569			22,569		22,569
621	Office Supplies and Expense	2,362	3,393			3,393		3,393
622	Repairs & Maintenance	1,506	11,741			11,741		11,741
630	Contractual Services	-	77			77		77
632	Contractual Services - Acctng	234	2,680			2,680		2,680
634	Contractual Services -Mgmt	60,622	57,961			57,961		57,961
635	Contractual Services - Testing	1,976	2,867			2,867		2,867
636	Contractual Services Other	2,961	133			133		133
641	Rents - Building/Real Prop	8,349	9,491			9,491		9,491
642	Rents - Equipment	6,193	5,011			5,011		5,011
650	Transportation Expenses	17,799	21,646			21,646		21,646
657	Insurance - General Liability	5,985	4,149			4,149		4,149
658	Insurance - Health & Life	2,666	-			-		-
659	Insurance - Other	-	6,423			6,423		6,423
666	Reg. Commission Expense	37,574	6,149	3	(6,149)	-		-
675	Miscellaneous Expense	6,816	9,739			9,739		9,739
403	Depreciation & Amortization Exper	39,536	67,033	1	(26,283)	40,750		40,750
408	Taxes Other Than Income	-	-			-		-
408.11	Property Taxes	6,809	9,918	2	563	10,481	1,043	11,524
670	Bad Debt Expense	2,311	-	5	2,013	2,013	601	2,615
409	Income Tax	51	50	8	275	325	19,728	20,053
	TOTAL OPERATING EXP.	\$ 283,032	\$ 299,725		\$ (29,578)	\$ 270,147	\$ 21,373	\$ 291,520
	OPERATING INC.(LOSS)	\$ (100,281)	\$ (45,874)		46,855	\$ 981	\$ 59,595	\$ 60,575
	OTHER INC./(EXPENSE)							
419	Interest and Dividend Income	\$ -	\$ -			\$ -		\$ -
421	Non-Utility Income	1,646	1,728			1,728		1,728
426	Miscellaneous Non-Utility Exp.	-	-			-		-
427	Interest Expense	(56)	(93)	7	93	-		-
	TOTAL OTHER INC.(EXP.)	\$ 1,590	\$ 1,636		\$ 93	\$ 1,728		\$ 1,728
	NET INCOME/(LOSS)	\$ (98,690)	\$ (44,238)		\$ 46,947	\$ 2,709	\$ 59,595	\$ 62,304

EXPLANATION OF PROFORMA ADJUSTMENTS

<u>Adjustment</u>	<u>Explanation</u>	<u>Page</u>
1	Annualization of depreciation expense.	19b
2	Computation of property taxes using ADOR method. Utilizes two years of adjusted test year revenues and one year of proposed revenues.	19c
3	Remove Rate case expense to be recovered via surcharge	19d
4	Revenue Annualization	19e
5	Bad Debt Expense	19f
6	Unrecorded Metered Revenues	19g
7	Interest Synchronization	19h
8	Income Taxes	19i

Company Name: Navajo Water Co., Inc.	Test Year Ended: March 31, 2023
---	------------------------------------

PROFORMA ADJUSTMENTS
Adjustment 1
Annualization of Depreciation Expense

Line No.			
1			
2	Full Year Depreciation at proposed depr. rates from Page 20	\$	40,750
3	Less: Amortization of Contributions ¹		-
4	Annualized Depreciation & Amortization Expense	\$	<u>40,750</u>
5			
6	Test Year Depreciation Expense	\$	<u>67,033</u>
7			
8	Increase (decrease) in depreciation expense	\$	<u>(26,283)</u>
9			
10			
11			
12	Adjustment to Revenues and/or Expenses	\$	<u>(26,283)</u>
13			
14			
15	¹ Amortization of Contributions:		
16	Gross Contributions from page	\$	48,699
17	Less Fully Amortized Contributions	\$	<u>(48,699)</u>
18	Amortizable Balance	\$	-
19	Composite Depreciation rate		6.365%
20	Amortization	\$	-
21			
22			

Company Name: Navajo Water Co., Inc.	Test Year Ended: March 31, 2023
---	------------------------------------

PROFORMA ADJUSTMENTS

Adjustment 2

Adjust Property Taxes to Reflect Proposed Revenues:

Line No.		Adjusted Test Year	Adjusted Test Year At Proposed Rates
1	Adjusted TY Revenues	\$ 271,128	\$ 271,128
2	Adjusted TY Revenues	271,128	271,128
3	Adjusted TY Revenues	271,128	
4	Revenues at Proposed Rates		352,096
5	Average of three year's of revenue	\$ 271,128	\$ 298,117
6	Average of three year's of revenue, times 2	\$ 542,256	\$ 596,234
7	Add:		
8	Construction Work in Progress at 10%	\$ -	\$ -
9	Deduct:		
10	Book Value of Transportation Equipment	-	-
11			
12	Full Cash Value	\$ 542,256	\$ 596,234
13	Assessment Ratio	17.50%	17.50%
14	Assessed Value	94,895	104,341
15	Property Tax Rate	11.0450%	11.0450%
16			
17	Property Tax	\$ 10,481	
18	Tax on Parcels		
19			
20	Total Property Tax	\$ 10,481	
21	Property Taxes in the test year	9,918	
22	Change in Property Taxes	\$ 563	
23			
24	Property Tax on Company Recommended Revenue		\$ 11,524
25	Company Test Year Adjusted Property Tax Expense		\$ 10,481
26	Increase in Property Tax Due to Increase in Revenue Requirement		<u>\$ 1,043</u>
27			
28	Increase in Property Tax Due to Increase in Revenue Requirement (Line 24)		\$ 1,043
29	Increase in Revenue Requirement		\$ 80,968
30	Increase in Property Tax Per Dollar Increase in Revenue (Line 26 / Line 27)		1.28858%

Company Name: Navajo Water Co., Inc.	Test Year Ended: March 31, 2023
---	------------------------------------

PROFORMA ADJUSTMENTS

Adjustment 3

Rate Case Expense

Line No.			
1	Remove TY Rate Case Expense proposed to be recovered via surcharge	\$	(6,149)
2			
3	Increase (decrease) in Rate Case Expense	\$	(6,149)
4			
5			
6	Adjustment to Revenues and/or Expenses	\$	<u>(6,149)</u>
7			
8			
9	<u>Rate Case Expense Surcharge Calculation</u>		
10	Proposed Rate Case expense	\$	30,000
11	Amortization Period (years)		3
12	Annual Rate Case Expense	\$	10,000
13			
14	Number of year-end customers		339
15			
16	Monthly Rate Case Expense surcharge	\$	<u>2.46</u>
17			
18			
19			
20			

Company Name: Navajo Water Co., Inc.	Test Year Ended: March 31, 2023
---	------------------------------------

PROFORMA ADJUSTMENTS

Adjustment 4

Revenue Annualization

Line No.			
1	Additional Revenues from Annualization	\$	1,277
2			
3			
4	Test Year Purchased Power	\$	11,381
5	Test Year Gallons Sold (in 1,000s)		261,414
6	Cost per 1,000 gallons	\$	0.04
7	Additional Gallons from Annualization (in 1,000s)		62
8	Additional Purchase Power Expense	\$	3
9			
10	Test Year Chemicals	\$	545
11	Test Year Gallons Sold (in 1,000s)		261,414
12	Cost per 1,000 gallons	\$	0.00
13	Additional Gallons from Annualization (in 1,000s)		62
14	Additional Chemicals Power Expense	\$	0
15			
16			
17			
18			
19			
20			
21			

Company Name: Navajo Water Co., Inc.	Test Year Ended: March 31, 2023
---	------------------------------------

PROFORMA ADJUSTMENTS

Adjustment 5
Bad Debt Expense

Line No.		<u>Adjusted Test Year</u>	<u>Proposed Test Year</u>
1	Bad Debt Rate 2020	0.949%	
2	Bad Debt Rate 2021	1.279%	
3	Bad Debt Rate 2022	0.000%	
4			
5	Average of three year's of bad debt expense rate	0.743%	0.743%
6			
7	Revenues	\$ 271,128	\$ 352,096
8			
9	Computed Bad Debt Expense	\$ 2,013	\$ 2,615
10			
11			
12	Computed Bad Debt Expense	\$ 2,013	
13	Test Year Bad Debt Expense	0	
14	Change in Bad Debt Expense	<u>\$ 2,013</u>	
15			
16	Bad Debt Expense on Company recommended revenue		\$ 2,615
17	Company Test Year Adjusted Bad Debt Expense		\$ 2,013
18	Increase in Bad Debt due to Increase in Revenue Requirement		<u>\$ 601</u>
19			
20	Increase in Bad Debt Expense Due to Increase in Revenue Requirement		\$ 601
21	Increase in Revenue Requirement		\$ 80,968
22	Increase in Bad Debt Expense Per Dollar Increase in Revenue		0.74259%

Company Name: Navajo Water Co., Inc.	Test Year Ended: March 31, 2023
---	------------------------------------

PROFORMA ADJUSTMENTS

Adjustment 6

Unrecorded Revenues

Line			
<u>No.</u>			
1			
2	Unrecorded Metered Revenues	\$	16,000
3			
4			
5	Increase(decrease) in Metered Revenues	\$	<u>16,000</u>
6			
7			
8			
9			
10			
11			
12			
13			
14			
15			
16			
17			
18			
19			
20			

Company Name: Navajo Water Co., Inc.	Test Year Ended: March 31, 2023
---	------------------------------------

PROFORMA ADJUSTMENTS

Adjustment 7

Interest Synchronization with Rate Base

Line			
<u>No.</u>			
1			
2	Proposed Rate Base	\$	576,910
3	Weighted Average Cost of Debt		0.00%
4	Syhcnronized Interest Expense	\$	-
5	Test Year Interest Expense		93
6			
7	Increase (Decrease) in Interest Expense	\$	(93)
8			
9			
10			
11			
12			
13			
14			
15			
16	<u>SUPPORTING SCHEDULES</u>		
17	Supplemental S-2		
18	Supplemental S-6		
19			
20			
21			
22			
23			

Company Name: Navajo Water Co., Inc.	Test Year Ended: March 31, 2023
---	------------------------------------

PROFORMA ADJUSTMENTS

Adjustment 7
Income Taxes

Line No.		Test Year Adjusted Results	Adjusted with Rate Increase
1			
2			
3			
4	Revenue	\$ 271,128	\$ 352,096
5	Operating Expenses Excluding Income Taxes	\$ 269,822	\$ 271,467
6	Synchronized Interest Expense	\$ -	\$ -
7	Taxable Income	<u>\$ 1,305</u>	<u>\$ 80,629</u>
8			
9	Arizona Income Before Taxes	\$ 1,305	\$ 80,629
10			
11	Arizona Income Tax Rate = 4.900%	\$ 64	\$ 3,951
12			
13	Taxable Income	\$ 1,305	\$ 80,629
14			
15	Less: Arizona Income Taxes	<u>\$ 64</u>	<u>\$ 3,951</u>
16			
17	Federal Income Before Taxes	\$ 1,305	\$ 80,629
18			
19	Less Arizona Income Taxes	<u>\$ 64</u>	<u>\$ 3,951</u>
20			
21	Federal Taxable Income	<u>\$ 1,242</u>	<u>\$ 76,678</u>
22			
23	FEDERAL INCOME TAXES:		
24	Federal Income Taxes 21.00%	\$ 261	\$ 16,102
25			
26			
27			
28			
29			
30	Federal Income Taxes	<u>\$ 261</u>	<u>\$ 16,102</u>
31			
32			
33	Total Income Tax	<u>\$ 325</u>	<u>\$ 20,053</u>
34			
35	Overall Tax Rate (Federal & State)	<u>24.87%</u>	<u>24.87%</u>
36			
37	Income Tax	\$ 325	\$ 20,053
38	Test Year Income tax Expense	50	325
39	Adjustment to Income Tax Expense	<u>\$ 275</u>	<u>\$ 19,728</u>
40			

Company Name: Navajo Water Co., Inc.	Test Year Ended: March 31, 2023
--------------------------------------	---------------------------------

CALCULATION OF DEPRECIATION EXPENSE

Acct No.	Description	Original Cost	Non or Fully Depreciated Cost	Depreciable Original Cost	Depreciation Percentage	Test Year Actual Depreciation Expense
		Column A	Column B	Col. C = Col. A-Col. B	Column D	Column E= Col. C X Col. D
301	Organization	\$ -	\$ -	\$ -	0.00%	\$ -
302	Franchises	-	-	-	0.00%	-
303	Land and Land Rights	10,050	10,050	-	0.00%	-
304	Structures and Improvements	120,591	-	120,591	3.33%	4,016
305	Collecting and Impounding Reservoirs	-	-	-	2.50%	-
306	Lakes, Rivers, Other Intakes	-	-	-	2.50%	-
307	Wells and Springs	85,903	-	85,903	3.33%	2,861
308	Infiltration Galleries and Tunnels	-	-	-	6.67%	-
309	Supply Mains	-	-	-	2.00%	-
310	Power Generation Equipment	-	-	-	5.00%	-
311	Pumping Equipment	161,346	103,637	57,709	12.50%	7,214
320	Water Treatment Equipment	-	-	-	3.33%	-
320.1	Water Treatment Plants	-	-	-	3.33%	-
320.2	Solution Chemical Feeders	-	-	-	20.00%	-
330	Distribution Reservoirs and Standpipes	-	-	-	2.22%	-
330.1	Storage Tanks	128,352	40,231	88,121	2.22%	1,956
330.2	Pressure Tanks	34,755	20,166	14,589	5.00%	729
331	Transmission and Distrib. Mains	152,501	123,642	28,859	2.00%	577
333	Services	58,052	47,963	10,089	3.33%	336
334	Meters and Meter Installations	64,393	44,957	19,436	8.33%	1,619
335	Hydrants	-	-	-	2.00%	-
336	Backflow Prevention Devices	-	-	-	6.67%	-
339	Other Plant and Misc. Equipment	-	-	-	6.67%	-
340	Office Furniture and Equipment	(141)	-	(141)	6.67%	(9.40)
340.1	Computers and Software	-	-	-	20.00%	-
341	Transportation Equipment	-	-	-	20.00%	-
342	Stores Equipment	-	-	-	4.00%	-
343	Tools, Shop and Garage Equipment	1,131	-	1,131	5.00%	57
344	Laboratory Equipment	-	-	-	10.00%	-
345	Power Operated Equipment	-	-	-	5.00%	-
346	Communication Equipment	211,459	1,709	209,750	10.00%	20,975
347	Miscellaneous Equipment	-	-	-	10.00%	-
348	Other Tangible Plant	11,847	7,647	4,200	10.00%	420
	TOTAL WATER PLANT	\$ 1,040,238	\$ 400,002	\$ 640,236		\$ 40,750

Less Amortization of Contributions	\$ -
Test Year Actual Depreciation Expense	\$ 40,750

Company Name: Navajo Water Co., Inc.	Test Year Ended: March 31, 2023
---	------------------------------------

BALANCE SHEET

	ASSETS	BALANCE AT BEGINNING OF TEST YEAR	BALANCE AT END OF TEST YEAR	Label	ADJUSTMENT	ADJUSTED BALANCE ST END OF TEST YEAR
CURRENT AND ACCRUED ASSETS						
131	Cash	\$ 2,900	\$ 5,146			\$ 5,146
134	Working Funds	-	-			-
135	Temporary Cash Investments	-	-			-
141	Customer Accounts Receivable	18,138	31,149			31,149
146	Notes/Receivables from Associated Companies	-	-			-
151	Plant Materials and Supplies	-	-			-
162	Prepayments	2,170	2,170			2,170
174	Miscellaneous Current and Accrued Assets	-	-			-
	TOTAL CURRENT AND ACCRUED ASSETS	\$ 23,207	\$ 38,465		\$ -	\$ 38,465
FIXED ASSETS						
101	Utility Plant In Service *	\$ 1,139,656	\$ 1,040,380	1	\$ (143)	\$ 1,040,238
103	Property Held for Future Use	-	-			-
105	Construction Work in Progress	-	-			-
108	Accumulated Depreciation - Utility Plant **	(482,627)	(482,680)	1	(4,238)	(486,918)
121	Non-Utility Property	-	-			-
122	Accumulated Depreciation - Non Utility	-	-			-
186	Debt Reserve	-	-			-
	TOTAL FIXED ASSETS	\$ 657,029	\$ 557,700		\$ (4,381)	\$ 553,319
	TOTAL ASSETS	\$ 680,237	\$ 596,165		\$ (4,381)	\$ 591,785

Adjustments

[1] To reconcile PIS and A/D to reconstructed amounts on Page 15.

Note: Total Assets on this page should equal the sum of Total Liabilities and Total Capital on page 22. Also, numbers in parentheses should be subtracted. For example, Accounts 108 and 122 should be subtracted from Total Fixed Assets.

* Must equal page 15, original cost.

** Must equal Page 15, accumulated depreciation.

Company Name: Navajo Water Co., Inc.	Test Year Ended: March 31, 2023
---	------------------------------------

BALANCE SHEET

	LIABILITIES	BALANCE AT BEGINNING OF TEST YEAR	BALANCE AT END OF TEST YEAR	Label	ADJUSTMENTS	ADJUSTED BALANCE AT END OF TEST YEAR
CURRENT LIABILITIES						
231	Accounts Payable	\$ 66,190	\$ 76,900			\$ 76,900
232	Notes Payable (Current Portion)	-	-			-
234	Notes/Accounts Payable to Associated Companies	-	-			-
235	Customer Deposits	10,809	8,721			8,721
236	Accrued taxes	-	4,257			4,257
237	Accrued Interest	-	-			-
241	Miscellaneous Current and Accrued Liabilities	-	-			-
	TOTAL CURRENT LIABILITIES	\$ 77,000	\$ 89,877		\$ -	\$ 89,877
LONG-TERM DEBT (Over 12 Months)						
224	Long-Term Notes and Bonds	\$ -	\$ -			\$ -
DEFERRED CREDITS						
251	Unamortized Premium on Debt	\$ -	-			\$ -
252	Advances in Aid of Construction *	-	-			-
255	Accumulated Deferred Investment Tax Credits	-	-			-
271	Contributions in Aid of Construction **	48,699	48,699			48,699
272	less: Amortization of Contributions	(48,412)	(48,699)			(48,699)
281	Accumulated Deferred Income Tax	(5,861)	(5,861)			(5,861)
	TOTAL DEFERRED CREDITS	\$ (5,574)	\$ (5,861)		\$ -	\$ (5,861)
	TOTAL LIABILITIES	\$ 71,426	\$ 84,016		\$ -	\$ 84,016
CAPITAL ACCOUNTS						
201	Common Stock Issued	\$ 58,300	\$ 58,300			\$ 58,300
211	Paid in Capital in Excess of Par Value	796,605	796,605			796,605
215	Retained Earnings	(246,094)	(342,756)	2	(4,381)	(347,137)
218	Proprietary Capital (Sole Props and Partnerships)	-	-			-
	TOTAL CAPITAL	\$ 608,811	\$ 512,149		\$ (4,381)	\$ 507,768
	TOTAL LIABILITIES AND CAPITAL	\$ 680,237	\$ 596,165		\$ (4,381)	\$ 591,785

Adjustments

[2] Reconciling entry required to offset adjustments [1]

Note: Account 272 should be subtracted from Total Deferred Credits.

*Must equal page 24, Total Advances in Aid of Construction.

** Must equal page 25, Total Advances.

Company Name: Navajo Water Co., Inc.	Test Year Ended: March 31, 2023
---	------------------------------------

SUPPLEMENTAL FINANCIAL DATA
Long-Term Debt

	LOAN #1	LOAN #2	LOAN #3	LOAN #4
Date Issued				
Source of Loan				
AC Decision No.				
Reason for Loan				
Dollar Amount Issued	\$ -	\$ -	\$ -	\$ -
Amount Outstanding	\$ -	\$ -	\$ -	\$ -
Date of Maturity				
Interest Rate				
Current Year Interest	\$ -	\$ -	\$ -	\$ -
Current Year Principle	\$ -	\$ -	\$ -	\$ -

A.R.S. 40-301 requires ACC approval of long-term debt. If the Commission has not approved any of the above loans, then please submit an application requesting approval of the above loans.

Meter Deposit Balance at test Year End	\$ 4,837
Meter Deposits Refunded During the Test Year	\$ 1,716

Company Name: Navajo Water Co., Inc.	Test Year Ended: March 31, 2023
---	------------------------------------

GROSS CONTRIBUTIONS IN AID OF CONSTRUCTION (Acct. 271)

	Additions During Year	Less: Amortization of Contributions
Balance per Prior Decision	\$ 48,699	\$ 48,699
Year 2020		
Year 2021		
Year 2022		
Year 2023		
Year		
Year		
Year		
Year		
Year		
Year		
Year		
Year		
Year		
Year		
Year		
Year		
Year		
Year		
Year		
Year		
Year		
Total of Additions after Decision	\$ -	
Total of Amortization after Decision		\$ -
Total Contributions in Aid of Construction	\$ 48,699	\$ 48,699

Note: Prior Decision refers to the prior Staff Report as adjusted per the final Commission Decision.

** Balance at Test Year End = Balance Per Prior Decision + Total Additions (cross reference this to the Balance Sheet on page 22)*

Company Name: Navajo Water Co., Inc.	Test Year Ended: March 31, 2023
---	------------------------------------

Computation of Increase in Gross Revenue
Requirements As Adjusted

Line No.			
1	Adjusted Rate Base	\$	576,910
2			
3	Adjusted Operating Income		981
4			
5	Current Rate of Return		0.17%
6			
7	Required Operating Income	\$	60,576
8			
9	Required Rate of Return		10.50%
10			
11	Operating Income Deficiency	\$	59,595
12			
13	Gross Revenue Conversion Factor		1.3586
14			
15	Increase in Gross Revenue		
16	Requirement	\$	80,968
17			
18	Adjusted Test Year Revenues	\$	271,128
19	Increase in Gross Revenue Revenue Requirement*	\$	80,968
20	Proposed Revenue Requirement	\$	352,096
21	% Increase		29.86%
22			
23			
24			
23			
24	<u>SUPPORTING SCHEDULES</u>		
25	Supplemental S-2, S-3, S-4, S-6		
26	Page 19		
27			

Company Name: Navajo Water Co., Inc.	Test Year Ended: March 31, 2023
---	------------------------------------

Rate Base Calculation

Line No.			
1			
2	Plant In Service	\$	1,040,238
3	Accumulated Depreciation		(486,918)
4	Net Plant	\$	553,319
5	LESS:		
6	Advances in Aid of Construction	\$	-
7	Customer Deposits	8,721	
8	Contributions - Net of Amortization	-	-
9	Deferred Income Taxes	(5,861)	-
10	TOTAL DEDUCTIONS	\$	2,860
11	PLUS:		
12	Working Capital	\$	26,450
13	Pumping Power	-	
14	Materials & Supplies	-	
15	Total Working Capital	\$	26,450
16	Original Cost Rate Base	\$	576,910
17			
18			
19			
20	<u>SUPPORTING SCHEDULES</u>		<u>RECAP SCHEDULES</u>
21	Pages 15, 24, 25		Supplemental S-1
22	Supplemental S-3		

Company Name: Navajo Water Co., Inc.	Test Year Ended: March 31, 2023
---	------------------------------------

Working Capital

Line No.			
1	Total Operating Expense (from page 19)		\$ 291,520
2	Less:		
3	Income Tax	\$ 20,053	
4	Property Tax	11,524	
5	Depreciation	40,750	
6	Pruchased Water	-	
7	Pumping Power	11,384	
8		\$	83,711
9	Allowable Expenses	\$	207,809
10			
11	1/8 of allowable expenses (Working Capital)	\$	25,976
12	1/24 of purchased water	\$	-
13	1/24 of pumping power	\$	474
14			
15	Total Working Capital	\$	26,450
16			
17	Requested Working Capital	\$	26,450
18			
19	<u>SUPPORTING SCHEDULES</u>		<u>RECAP SCHEDULES</u>
20	Page 19		Supplemental S-1

Company Name: Navajo Water Co., Inc.	Test Year Ended: March 31, 2023
---	------------------------------------

Computation of Gross Revenue Conversion Factor

<u>Line No.</u>	<u>Description</u>	<u>Percentage of Incremental Gross Revenues</u>
1	State and Federal Income Taxes	24.871%
2		
3	Bad Debt Expense	0.5579%
4		
5	Property Taxes	<u>0.9681%</u>
6		
7		
8	Total Tax Percentage	26.397%
9		
10	Operating Income % = 100% - Tax Percentage	73.603%
11		
12		
13		
14		
15	<u>1</u> = Gross Revenue Conversion Factor	1.3586
16	Operating Income %	
17		
18		
19	<u>SUPPORTING SCHEDULES</u>	<u>RECAP SCHEDULES</u>
20	Supplemental S-5	Supplemental S-1
21		
22		

Company Name: Navajo Water Co., Inc.	Test Year Ended: March 31, 2023
---	------------------------------------

GROSS REVENUE CONVERSION FACTOR

LINE NO.	DESCRIPTION	(A)	(B)	(C)	(D)	(E)	(F)
<i>Calculation of Gross Revenue Conversion Factor:</i>							
1	Revenue	100.0000%					
2	Uncollectible Factor (Line 11)	0.5579%					
3	Revenues (L1 - L2)	99.4421%					
4	Combined Federal and State Income Tax and Property Tax Rate (Line 23)	25.8391%					
5	Subtotal (L3 - L4)	73.6030%					
6	Revenue Conversion Factor (L1 / L5)	1.3586					
<i>Calculation of Uncollectible Factor:</i>							
7	Unity	100.0000%					
8	Combined Federal and State Tax Rate (Line 17)	24.8710%					
9	One Minus Combined Income Tax Rate (L7 - L8)	75.1290%					
10	Uncollectible Rate	0.7426%					
11	Uncollectible Factor (L9 * L10)		0.5579%				
<i>Calculation of Effective Tax Rate:</i>							
12	Operating Income Before Taxes (Arizona Taxable Income)	100.0000%					
13	Arizona State Income Tax Rate	4.9000%					
14	Federal Taxable Income (L12 - L13)	95.1000%					
15	Applicable Federal Income Tax Rate (Line 44)	21.0000%					
16	Effective Federal Income Tax Rate (L14 x L15)	19.9710%					
17	Combined Federal and State Income Tax Rate (L13 +L16)		24.8710%				
<i>Calculation of Effective Property Tax Factor</i>							
18	Unity	100.0000%					
19	Combined Federal and State Income Tax Rate (L17)	24.8710%					
20	One Minus Combined Income Tax Rate (L18-L19)	75.1290%					
21	Property Tax Factor	1.2886%					
22	Effective Property Tax Factor (L20*L21)		0.9681%				
23	Combined Federal and State Income Tax and Property Tax Rate (L17+L22)			25.8391%			
24	Required Operating Income	\$ 60,576					
25	Adjusted Test Year Operating Income (Loss)	\$ 981					
26	Required Increase in Operating Income (L24 - L25)		\$ 59,595				
27	Income Taxes on Recommended Revenue (Col. (E), L52)	\$ 20,053					
28	Income Taxes on Test Year Revenue (Col. (B), L52)	\$ 325					
29	Required Increase in Revenue to Provide for Income Taxes (L27 - L28)		\$ 19,729				
30	Recommended Revenue Requirement	\$ 352,096					
31	Uncollectible Rate (Line 10)	0.7426%					
32	Uncollectible Expense on Recommended Revenue (L24 * L25)	\$ 2,615					
33	Adjusted Test Year Uncollectible Expense	\$ 2,013					
34	Required Increase in Revenue to Provide for Uncollectible Exp.		\$ 601				
35	Property Tax with Recommended Revenue	\$ 11,524					
36	Property Tax on Test Year Revenue	\$ 10,481					
37	Increase in Property Tax Due to Increase in Revenue (L35-L36)		\$ 1,043				
38	Total Required Increase in Revenue (L26 + L29 + L37)		\$ 80,968				
(A) (B) (C) (D) (E) (F)							
Test Year							
Navajo Water Company							
39	Revenue	\$ 271,128	\$ 271,128				
40	Operating Expenses Excluding Income Taxes	\$ 269,822	\$ 269,822				
41	Synchronized Interest (L58)	\$ -	\$ -	\$ -			
42	Arizona Taxable Income (L39 - L40 - L41)	\$ 1,305	\$ 1,305	\$ -			
43	Arizona State Income Tax Rate	4.9000%	4.9000%				
44	Arizona Income Tax (L42 x L43)	\$ 64	\$ 64	\$ -			
45	Federal Taxable Income (L42 - L44)	\$ 1,242	\$ 1,242	\$ -			
46	Federal Tax Rate	21.00%	21.00%	21.00%			
47		\$ 261	\$ 261	\$ -			
48							
49							
50							
51							
52	Combined Federal and State Income Tax (L44 + L46)	\$ 325	\$ 325	\$ -			
Company Recommended							
Navajo Water Company							
	Total	\$ 352,096	\$ 352,096				
	Revenue	\$ 271,467	\$ 271,467				
	Operating Expenses Excluding Income Taxes	\$ -	\$ -				
	Arizona Taxable Income (L39 - L40 - L41)	\$ 80,630	\$ 80,630	\$ -			
	Arizona State Income Tax Rate	4.9000%	4.9000%				
	Arizona Income Tax (L42 x L43)	\$ 3,951	\$ 3,951	\$ -			
	Federal Taxable Income (L42 - L44)	\$ 76,679	\$ 76,679	\$ -			
	Federal Tax Rate	21.00%	21.00%	21.00%			
		\$ 16,103	\$ 16,103	\$ -			
	Combined Federal and State Income Tax (L44 + L46)	\$ 20,053	\$ 20,053	\$ -			
53	COMBINED Applicable Federal Income Tax Rate [Col. (D), L51 - Col. (A), L51] / [Col. (D), L45 - Col. (A), L45]		21.00%				
54	WATER Applicable Federal Income Tax Rate [Col. (E), L51 - Col. (B), L51] / [Col. (E), L45 - Col. (B), L45]				21.00%		
55						21.0000%	

Company Name: Navajo Water Co., Inc.	Test Year Ended: March 31, 2023
---	------------------------------------

Cost of Capital

Line No.	Item of Capital	Dollar Amount	of Total	Cost Rate	Weighted Cost
1	Long-Term Debt	\$ -	0.00%	0.00%	0.00%
2					
3	Stockholder's Equity	\$ 507,768	100.00%	10.50%	10.50%
4					
5	Totals	\$ 507,768	100.00%		10.50%
6					
7					
8					
9					
10					
11					
12					
13	<u>SUPPORTING SCHEDULES</u>				
14	Page 22				
15					
16					
17					
18					
19					
20					

RECAP SCHEDULES

Supplemental S-1

Company Name: Navajo Water Co., Inc.	Test Year Ended: March 31, 2023
---	------------------------------------

Long-Term Debt

Line No.	Description of Debt	Amount Outstanding	Annual Interest	Interest Rate	Weighted Cost
1					
2				0.000%	0.00%
3				0.000%	0.00%
4				0.000%	0.00%
5				0.000%	0.00%
6					
7	Totals	<u>\$ -</u>	<u>\$ -</u>		<u>0.00%</u>

8
9
10
11
12
13
14
15
16
17
18
19
20
21
22

SUPPORTING SCHEDULES
Page 22
Page 23

RECAP SCHEDULES
Supplemental S-6

Line No.	Meter Size	Class	Present Revenues	Proposed Revenues	Dollar Change	Percent Change	Percent of Present Water Revenues	Percent of Proposed Water Revenues
1	5/8x3/4 Inch	Residential	\$ 261,414	\$ 340,688	\$ 79,275	30.33%	96.42%	96.76%
2								
3								
4								
5								
6								
7	Total Revenues Before Annualization		\$ 261,414	\$ 340,688	\$ 79,275	30.33%	96.42%	96.76%
8								
9								
10								
11								
12								
13								
14	5/8x3/4 Inch	Residential	\$ 1,277	\$ 1,683	\$ 406	31.78%	21	62
15								
16								
17								
18								
19								
20	Total Revenue Annualization		\$ 1,277	\$ 1,683	\$ 406	31.78%	21	62

Additional Gallons to be Pumped (In 1,000's)

Line No.	Present Revenues	Proposed Revenues	Dollar Change	Percent Change	Percent of Present Water Revenues	Percent of Proposed Water Revenues
1	\$ 261,414	\$ 340,688	\$ 79,275	30.33%	96.42%	96.76%
2	1,277	1,683	406	31.78%	0.47%	0.48%
3						
4	\$ 262,691	\$ 342,371	\$ 79,680	30.33%	96.89%	97.24%
5						
6	\$ 9,046	\$ 9,046	\$ -	0.00%	3.34%	2.57%
7	(609)	678	1,287	0.00%	-0.22%	0.19%
8	\$ 271,128	\$ 352,096	\$ 80,967	29.86%	100.00%	100.00%
9						
10						
11						
12	\$ 244,804					
13	16,000					
14						
15	\$ 260,804					
16						
17	\$ 261,414					
18						
19	\$ (609)					
20	-0.249%					

Line No.	Meter Size, Class	(a) Average Number of Customers at 3/31/2023	Average Consumption	AVERAGE BILL			Proposed Increase	
				Present Rates	Proposed Rates	Dollar Amount	Percent Amount	
1	5/8x3/4 Inch Residential	343	2,861	\$ 60.07	\$ 79.20	\$ 19.13	31.84%	
2								
3								
4								
5								
6								
7								
8	Total	343						
9								

(a) Average number of customers of less than one (1), indicates that less than 12 bills were issued during the year.

Navajo Water Co., Inc.
 Test Year Ended March 31, 2023
 Customer Summary

Line No.	Meter Size, Class	(a) Average Number of Customers at 3/31/2023	Median Consumption	MEDIAN BILL		Proposed Increase	
				Present Rates	Proposed Rates	Dollar Amount	Percent Amount
1	5/8x3/4 Inch Residential	343	1,500	\$ 48.31	\$ 63.90	15.59	32.27%
2							
3							
4							
5							
6							
7	Total	343					
8							

(a) Average number of customers of less than one (1), indicates that less than 12 bills were issued during the year.

Navajo Water Co., Inc.

Item 1

ADOR Certificate of Compliance

Certificate of Compliance Letter of Good Standing

NAVAJO WATER CO., INC.

This Certificate of Compliance is issued pursuant to Arizona Revised Statutes Section 42-1110 and/or Section 43-1151. It certifies that, according to department records, the above named taxpayer has filed and paid all taxes due under Title 42 and Title 43, specifically and only as to the following described tax types and identification/license numbers:

TAX TYPE

Federal Employer Identification Number

Transaction Privilege Tax License

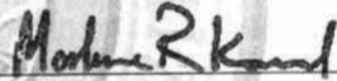
IDENTIFICATION

94-3301809

04-013846-6

This certification is made conditionally and is subject to the findings of any subsequent audit.

Issued To:
Navajo Water Company Inc.
Attn: Jason Williamson
7581 East Academy Blvd., Suite 229
Denver, CO 80234


Marlene R. Karal
Administrator 602-716-6234
June 30, 2023

NOTE: This Certificate does not address liabilities prior 1/1/2017 for the following Cities: Apache Junction, Avondale, Chandler, Douglas, Flagstaff, Glendale, Mesa, Nogales, Peoria, Phoenix, Prescott, Scottsdale, Tempe, and Tucson.



Navajo Water Co., Inc.

Item 2

ADEQ MAP Sampling Fees Testing Expense

2:31 PM

09/11/23

Accrual Basis

Navajo Water Co., Inc.
Transaction Detail By Account
April 2022 through March 2023

Type	Date	Num	Name	Memo	Clr	Debit	Credit	Balance
Operating Expenses								
600 · WATER OPERATING EXPENSES								
635 · Contractual Services - Testing								
Bill	04/01/2022	0000363130X	Arizona Dept. of Environmental Quality	0000363130X/ Laguna Estates		329.67		329.67
Bill	04/01/2022	0000363124X	Arizona Dept. of Environmental Quality	0000363124X/ Chaparral Pines		468.45		798.12
Bill	04/01/2022	0000363131X	Arizona Dept. of Environmental Quality	0000363131X/ Summer Pines		869.37		1,667.49
Bill	04/30/2022	2206231	Legend Technical Svc.	Invoice 2206231		45.00		1,712.49
Bill	05/31/2022	2208202	Legend Technical Svc.	Invoice 2208202		45.00		1,757.49
Bill	06/30/2022	2209756	Legend Technical Svc.	Invoice 2209756		195.00		1,952.49
Bill	07/31/2022	2211041	Legend Technical Svc.	Invoice 2211041		45.00		1,997.49
Bill	08/31/2022	2212722	Legend Technical Svc.	Invoice 2212722		555.00		2,552.49
Bill	09/30/2022	2214505	Legend Technical Svc.	Invoice 2214505		45.00		2,597.49
Bill	10/31/2022	2215946	Legend Technical Svc.	Invoice 2215946		45.00		2,642.49
Bill	11/30/2022	2217936	Legend Technical Svc.	Invoice 2217936		45.00		2,687.49
Bill	12/31/2022	2300360	Legend Technical Svc.	Invoice 2300360		45.00		2,732.49
Bill	01/31/2023	2301866	Legend Technical Svc.	Invoice 2301866		45.00		2,777.49
Bill	02/28/2023	2303467	Legend Technical Svc.	Invoice 2303467		45.00		2,822.49
Bill	03/31/2023	2304868	Legend Technical Svc.	Invoice 2304868		45.00		2,867.49
Total 635 · Contractual Services - Testing						2,867.49	0.00	2,867.49
Total 600 · WATER OPERATING EXPENSES						2,867.49	0.00	2,867.49
Total Operating Expenses						2,867.49	0.00	2,867.49
TOTAL						2,867.49	0.00	2,867.49



ARIZONA DEPARTMENT OF ENVIRONMENTAL QUALITY



1110 West Washington Street Phoenix, Arizona 85007
(602) 771-2300 www.azdeq.gov

Remittance Advice

Statement Period : Mar 01, 2022 - Mar 31, 2022
Customer ID : 24169S

JW WATER HOLDINGS LLC

7581 E. ACADEMY BLVD, STE 229
ATTN: IAN GOEING
DENVER, CO 80230

Please return all the Remittance Advice pages with your payments to

Arizona Department of Environmental Quality
P.O. Box 18228
Phoenix, AZ 85005

Or you can Pay your bill or individual accounts online by visiting <https://azdeq.gov/quickpay>












Account ID	Fee Code	Invoice Number	Due Date	Amount Due	Payment Enclosed*
B2022809 09000 - NAVAJO WATER - LAGUNA ESTATES	MAP Monitoring Assistance Program	 0000363130X	04/30/2022	\$329.67	<input type="checkbox"/>
B2022810 04027 - PAYSON WATER - FLOWING SPRINGS	MAP Monitoring Assistance Program	 0000363127X	04/30/2022	\$327.10	<input type="checkbox"/>
B2022812 11052 - TONTO BASIN WATER - CACTUS FOREST	MAP Monitoring Assistance Program	 0000363123X	04/30/2022	\$938.76	<input type="checkbox"/>
B2022813 09039 - NAVAJO WATER - CHAPARRAL PINES	MAP Monitoring Assistance Program	 0000363124X	04/30/2022	\$468.45	<input type="checkbox"/>
B2022814 04346 - GISELA	MAP Monitoring Assistance Program	 0000363129X	04/30/2022	\$817.97	<input type="checkbox"/>
B2022815 04064 - PAYSON WATER - DEER CREEK	MAP Monitoring Assistance Program	 0000363125X	04/30/2022	\$586.67	<input type="checkbox"/>
B2022816	MAP Monitoring Assistance		04/30/2022	\$663.77	

04/01/2022 08:41:58

Main Office

1110 W.Washington Street . Phoenix, AZ 85007
(602)771-2300



04026 - PAYSON WATER - EAST VERDE ESTATES	Program		0000363126X		<input type="text"/>
B2022817	MAP Monitoring Assistance Program		0000363128X	04/30/2022	\$491.58 <input type="text"/>
04028 - GERONIMO ESTATES					
B2027028	MAP Monitoring Assistance Program		0000363133X	04/30/2022	\$1,375.66 <input type="text"/>
04047 - TONTO BASIN WATER - LR GARDENS WEST					
B2027029	MAP Monitoring Assistance Program		0000363137X	04/30/2022	\$409.34 <input type="text"/>
04049 - NORTH BAY ESTATES					
B2027030	MAP Monitoring Assistance Program		0000363138X	04/30/2022	\$679.19 <input type="text"/>
04039 - PAYSON WATER - WHISPERING PINES					
B2027031	MAP Monitoring Assistance Program		0000363132X	04/30/2022	\$388.78 <input type="text"/>
04022 - LAKE ROOSEVELT GARDENS EAST					
B2027032	MAP Monitoring Assistance Program		0000363135X	04/30/2022	\$1,308.84 <input type="text"/>
04030 - PAYSON WATER - MESA DE CABALLO					
B2027033	MAP Monitoring Assistance Program		0000363136X	04/30/2022	\$435.04 <input type="text"/>
04015 - PAYSON WATER - MEADS RANCH					
B2027034	MAP Monitoring Assistance Program		0000363131X	04/30/2022	\$869.37 <input type="text"/>
09030 - NAVAJO WATER - SUMMER PINES					
B2027035	MAP Monitoring Assistance Program		0000363134X	04/30/2022	\$810.26 <input type="text"/>
04036 - TONTO BASIN WATER ROOSEVELT LAKE ESTATES					
B2074152	MAP Monitoring Assistance Program		0000363144X	04/30/2022	\$4,146.12 <input type="text"/>
08024 - GOLDEN SHORES WATER COMPANY					
				Please fill in the amount paid Total	\$15,046.57 <input type="text"/>

* All payments received and not specifically allocated on the REMITTANCE ADVICE will be applied to the oldest amount due until fees are paid and then applied to interest.

This paragraph applies to current charges only. For all ADEQ final decisions, you have a right to request a hearing and file an appeal under A.R.S. § 41-1092.03(B) within 30 days of the ADEQ decision. Depending upon the service you are invoiced for, you may have additional options to request an informal review of your bill. Go to <http://azdeq.gov/FeeReview> for more information on how to request a review of your invoice.

04/01/2022 08:41:58

Main Office

Page 2 of 22

1110 W.Washington Street . Phoenix, AZ 85007
(602)771-2300

09189956000038220200038



So we may better serve you, please provide the following information:

Name: _____

Title: _____

Email: _____

For ADEQ use only: Bill ID: 0596915

Check #: _____

Received Date: _____

Site Code: _____

If you have submitted your payment, please disregard this bill.

To pay your bill by credit card or ACH/Electronic check, please visit <https://azdeq.gov/quickpay>



LEGEND

Technical Services, Inc.

INVOICE

Remit To:

Accounts Receivable
 Legend Technical Services of Arizona, Inc.
 17631 North 25th Avenue
 Phoenix, AZ 85023
 Tax ID: 86-0841718

Invoice To: Ian Goeing
 JW Water Holdings, LLC - Navajo Water Company
 7581 East Academy Blvd.
 Denver, CO 80230

Invoice: 2206231
Client Number: 00-0992001
Invoiced On: 04/30/22
Terms: NET 30
PO Number:
Received: 04/12/22

Client Contact: JW Water Holdings, LLC - Navajo Water Company	Ian Goeing	Legend Contact: Victoria Newman
Project Name: Total Coliform		
Project Number: 04/12/22		
Work Order(s) Invoiced: 22D1361		

Sample Identification	Sample Date	Analysis/Description	*% Surcharge	Unit Cost	Extended Cost
09-000 RTCR001 (LE 60 8774 Luana)	4/12/2022	Total Coliform	-%	\$15.00	\$15.00
09-030 RTCR001 (2929 Evergreen)	4/12/2022	Total Coliform	-%	\$15.00	\$15.00
09-039 RTCR001 (Chap L32 1022 Dwi)	4/12/2022	Total Coliform	-%	\$15.00	\$15.00

*Surcharges are applied when additional services are requested, such as Rushes, weekend/holiday analysis or other additional requested services.

Invoice Total: \$45.00

THANK YOU FOR YOUR BUSINESS!



LEGEND

Technical Services, Inc.

INVOICE

Remit To:

Accounts Receivable
 Legend Technical Services of Arizona, Inc.
 17631 North 25th Avenue
 Phoenix, AZ 85023
 Tax ID: 86-0841718

Invoice To: Ian Goeing
 JW Water Holdings, LLC - Navajo Water Company
 7581 East Academy Blvd.
 Denver, CO 80230

Invoice: 2208202
Client Number: 00-0992001
Invoiced On: 05/31/22
Terms: NET 30
PO Number:
Received: 05/12/22

Client Contact: JW Water Holdings, LLC - Navajo Water Company	Ian Goeing	Legend Contact: Victoria Newman
Project Name: Total Coliform		
Project Number: 05/12/22		
Work Order(s) Invoiced: 22E1551		

Sample Identification	Sample Date	Analysis/Description	*% Surcharge	Unit Cost	Extended Cost
09-000 RTCR001 (LE 60 8774 Luana)	5/11/2022	Total Coliform	-%	\$15.00	\$15.00
09-030 RTCR001 (2929 Evergreen)	5/11/2022	Total Coliform	-%	\$15.00	\$15.00
09-039 RTCR001 (Chap L32 1022 Dwi)	5/11/2022	Total Coliform	-%	\$15.00	\$15.00

*Surcharges are applied when additional services are requested, such as Rushes, weekend/holiday analysis or other additional requested services.

Invoice Total: \$45.00

THANK YOU FOR YOUR BUSINESS!



LEGEND

Technical Services, Inc.

INVOICE

Remit To:

Accounts Receivable
 Legend Technical Services of Arizona, Inc.
 17631 North 25th Avenue
 Phoenix, AZ 85023
 Tax ID: 86-0841718

Invoice To: Ian Goeing
 JW Water Holdings, LLC - Navajo Water Company
 7581 East Academy Blvd.
 Denver, CO 80230

Invoice: 2209756
Client Number: 00-0992001
Invoiced On: 06/30/22
Terms: NET 30
PO Number:
Received: 06/02/22 through 06/23/22

Client Contact: JW Water Holdings, LLC - Navajo Water Company	Ian Goeing	Legend Contact: Victoria Newman
Project Name: Total Coliform		
Project Number: 6/2/22, 06/23/22		
Work Order(s) Invoiced: 22F0362, 22F2673		

Sample Identification	Sample Date	Analysis/Description	*% Surcharge	Unit Cost	Extended Cost
09-000 RTCR001 (LE 60 8774 Luana)	6/22/2022	Total Coliform	-%	\$15.00	\$15.00
09-030 RTCR001 (2929 Evergreen)	6/22/2022	Total Coliform	-%	\$15.00	\$15.00
09-039 RTCR001 (Chap L32 1022 Dwi)	6/22/2022	Total Coliform	-%	\$15.00	\$15.00
CF 8761 1	6/2/2022 1	_Total Coliform	-%	\$15.00	\$15.00
CF 8761 2	6/2/2022 1	_Total Coliform	-%	\$15.00	\$15.00
Encatada 9086 2	6/2/2022 1	_Total Coliform	-%	\$15.00	\$15.00
Encatada 9086 1	6/2/2022 1	_Total Coliform	-%	\$15.00	\$15.00
Indigo 9147 1	6/2/2022 1	_Total Coliform	-%	\$15.00	\$15.00
Indigo 9147 2	6/2/2022 1	_Total Coliform	-%	\$15.00	\$15.00
Leisure 9065 1	6/2/2022 1	_Total Coliform	-%	\$15.00	\$15.00
Leisure 9065 2	6/2/2022 1	_Total Coliform	-%	\$15.00	\$15.00
Page 8945 1	6/2/2022 1	_Total Coliform	-%	\$15.00	\$15.00
Page 8945 2	6/2/2022 1	_Total Coliform	-%	\$15.00	\$15.00

*Surcharges are applied when additional services are requested, such as Rushes, weekend/holiday analysis or other additional requested services.

Invoice Total: \$195.00

THANK YOU FOR YOUR BUSINESS!



LEGEND

Technical Services, Inc.

INVOICE

Remit To:

Accounts Receivable
 Legend Technical Services of Arizona, Inc.
 17631 North 25th Avenue
 Phoenix, AZ 85023
 Tax ID: 86-0841718

Invoice To: Ian Goeing
 JW Water Holdings, LLC - Navajo Water Company
 7581 East Academy Blvd.
 Denver, CO 80230

Invoice: 2211041
Client Number: 00-0992001
Invoiced On: 07/31/22
Terms: NET 30
PO Number:
Received: 07/06/22


Client Contact: JW Water Holdings, LLC - Navajo Water Company	Ian Goeing	Legend Contact: Victoria Newman
Project Name: Total Coliform		
Project Number: 07/06/22		
Work Order(s) Invoiced: 22G0400		

Sample Identification	Sample Date	Analysis/Description	*% Surcharge	Unit Cost	Extended Cost
09-000 RTCR001 (LE 60 8774 Luana)	7/5/2022 1	Total Coliform	-%	\$15.00	\$15.00
09-030 RTCR001 (2929 Evergreen)	7/5/2022 1	Total Coliform	-%	\$15.00	\$15.00
09-039 RTCR001 (Chap L32 1022 Dwi)	7/5/2022 1	Total Coliform	-%	\$15.00	\$15.00

*Surcharges are applied when additional services are requested, such as Rushes, weekend/holiday analysis or other additional requested services.

Invoice Total: \$45.00

THANK YOU FOR YOUR BUSINESS!



LEGEND

Technical Services, Inc.

INVOICE

Remit To:

Accounts Receivable
 Legend Technical Services of Arizona, Inc.
 17631 North 25th Avenue
 Phoenix, AZ 85023
 Tax ID: 86-0841718

Invoice To: Jason Williamson
 JW Water Holdings, LLC - Navajo Water Company
 7581 East Academy Blvd.
 Denver, CO 80230

Invoice: 2212722
Client Number: 00-0992001
Invoiced On: 08/31/22
Terms: NET 30
PO Number:
Received: 08/04/22 through 08/10/22

Client Contact: JW Water Holdings, LLC - Navajo Water Company	Ian Goeing	Legend Contact: Victoria Newman
Project Name: Lead and Copper, Total Coliform		
Project Number: 08/04/22, 08/09/22		
Work Order(s) Invoiced: 22H0849, 22H0850, 22H0851, 22H1436		

Sample Identification	Sample Date	Analysis/Description	*% Surcharge	Unit Cost	Extended Cost
09-000 RTCR001 (LE 60 8774 Luana)	8/9/2022 1	Total Coliform	-%	\$15.00	\$15.00
09-030 RTCR001 (2929 Evergreen)	8/9/2022 1	Total Coliform	-%	\$15.00	\$15.00
09-039 RTCR001 (Chap L32 1022 Dwi)	8/9/2022 1	Total Coliform	-%	\$15.00	\$15.00
CHAP L19 (1009 Chapparal Dr)	8/3/2022	Lead and Copper, ICP-MS	-%	\$34.00	\$34.00
CHAP L19 (1009 Chapparal Dr)	8/3/2022	Turbidity-Metals	-%	\$0.00	\$0.00
CHAP L21 (1001 Chapparal Dr)	8/2/2022	Lead and Copper, ICP-MS	-%	\$34.00	\$34.00
CHAP L21 (1001 Chapparal Dr)	8/2/2022	Turbidity-Metals	-%	\$0.00	\$0.00
CHAP L25 (7088 Breeze Way)	8/2/2022	Lead and Copper, ICP-MS	-%	\$34.00	\$34.00
CHAP L25 (7088 Breeze Way)	8/2/2022	Turbidity-Metals	-%	\$0.00	\$0.00
CHAP L50 (7077 Breeze Way)	8/2/2022	Lead and Copper, ICP-MS	-%	\$34.00	\$34.00
CHAP L50 (7077 Breeze Way)	8/2/2022	Turbidity-Metals	-%	\$0.00	\$0.00
CHAP L61 (1039 Dwight)	8/3/2022	Lead and Copper, ICP-MS	-%	\$34.00	\$34.00
CHAP L61 (1039 Dwight)	8/3/2022	Turbidity-Metals	-%	\$0.00	\$0.00
LE L24 (8771 Robbins)	8/3/2022 1	Lead and Copper, ICP-MS	-%	\$34.00	\$34.00
LE L24 (8771 Robbins)	8/3/2022 1	Turbidity-Metals	-%	\$0.00	\$0.00
LE L3 (8771 Bruce)	8/3/2022 1	Lead and Copper, ICP-MS	-%	\$34.00	\$34.00
LE L3 (8771 Bruce)	8/3/2022 1	Turbidity-Metals	-%	\$0.00	\$0.00
LE L5 (8767 Bruce)	8/3/2022	Lead and Copper, ICP-MS	-%	\$34.00	\$34.00
LE L5 (8767 Bruce)	8/3/2022	Turbidity-Metals	-%	\$0.00	\$0.00
LE L7 (8761 Bruce)	8/3/2022 1	Lead and Copper, ICP-MS	-%	\$34.00	\$34.00
LE L7 (8761 Bruce)	8/3/2022 1	Turbidity-Metals	-%	\$0.00	\$0.00
LE L93 (8780 Lance)	8/3/2022 1	Lead and Copper, ICP-MS	-%	\$34.00	\$34.00
LE L93 (8780 Lance)	8/3/2022 1	Turbidity-Metals	-%	\$0.00	\$0.00
SP 108 (2441 Indian)	8/2/2022 1	Lead and Copper, ICP-MS	-%	\$34.00	\$34.00
SP 108 (2441 Indian)	8/2/2022 1	Turbidity-Metals	-%	\$0.00	\$0.00
SP 159 (4305 Silver Fox)	8/2/2022 1	Lead and Copper, ICP-MS	-%	\$34.00	\$34.00
SP 159 (4305 Silver Fox)	8/2/2022 1	Turbidity-Metals	-%	\$0.00	\$0.00
SP 244 (2676 Woodfern)	8/2/2022 1	Lead and Copper, ICP-MS	-%	\$34.00	\$34.00
SP 244 (2676 Woodfern)	8/2/2022 1	Turbidity-Metals	-%	\$0.00	\$0.00
SP 44 (2800 Blue Spruce)	8/2/2022 1	Lead and Copper, ICP-MS	-%	\$34.00	\$34.00

Billing Inquiries: (602) 324-6100
 Fax: (602) 324-6101
 Please Reference Invoice Number with Payment.

Legend gladly accepts VISA & Mastercard



LEGEND

Technical Services, Inc.

INVOICE

Remit To:

Accounts Receivable
 Legend Technical Services of Arizona, Inc.
 17631 North 25th Avenue
 Phoenix, AZ 85023
 Tax ID: 86-0841718

Invoice To: Jason Williamson
 JW Water Holdings, LLC - Navajo Water Company
 7581 East Academy Blvd.
 Denver, CO 80230

Invoice: 2212722
Client Number: 00-0992001
Invoiced On: 08/31/22
Terms: NET 30
PO Number:
Received: 08/04/22 through 08/10/22

Client Contact: JW Water Holdings, LLC - Navajo Water Company	Ian Goeing	Legend Contact: Victoria Newman
Project Name: Lead and Copper, Total Coliform		
Project Number: 08/04/22, 08/09/22		
Work Order(s) Invoiced: 22H0849, 22H0850, 22H0851, 22H1436		

Sample Identification	Sample Date	Analysis/Description	*% Surcharge	Unit Cost	Extended Cost
SP 44 (2800 Blue Spruce)	8/2/2022 1	Turbidity-Metals	-%	\$0.00	\$0.00
SP 98 (4465 Indian Trl)	8/2/2022 1	Lead and Copper, ICP-MS	-%	\$34.00	\$34.00
SP 98 (4465 Indian Trl)	8/2/2022 1	Turbidity-Metals	-%	\$0.00	\$0.00

*Surcharges are applied when additional services are requested, such as Rushes, weekend/holiday analysis or other additional requested services.

Invoice Total: \$555.00

THANK YOU FOR YOUR BUSINESS!



LEGEND

Technical Services, Inc.

INVOICE

Remit To:

Accounts Receivable
 Legend Technical Services of Arizona, Inc.
 17631 North 25th Avenue
 Phoenix, AZ 85023
 Tax ID: 86-0841718

Invoice To: Christine Juarez
 JW Water Holdings, LLC - Navajo Water Company
 7581 East Academy Blvd.
 Denver, CO 80230

Invoice: 2215946
Client Number: 00-0992001
Invoiced On: 10/31/22
Terms: NET 30
PO Number:
Received: 10/18/22

Client Contact: JW Water Holdings, LLC - Navajo Water Company	Ian Goeing	Legend Contact: Victoria Beckley
Project Name: Total Coliform		
Project Number: 10/17/22		
Work Order(s) Invoiced: 22J2270		

Sample Identification	Sample Date	Analysis/Description	*% Surcharge	Unit Cost	Extended Cost
09-000 RTCR001 (LE 60 8774 Luana)	10/17/2022	Total Coliform	-%	\$15.00	\$15.00
09-030 RTCR001 (2929 Evergreen)	10/17/2022	Total Coliform	-%	\$15.00	\$15.00
09-039 RTCR001 (Chap L32 1022 Dwi)	10/17/2022	Total Coliform	-%	\$15.00	\$15.00

*Surcharges are applied when additional services are requested, such as Rushes, weekend/holiday analysis or other additional requested services.

Invoice Total: \$45.00

THANK YOU FOR YOUR BUSINESS!



LEGEND

Technical Services, Inc.

INVOICE

Remit To:

Accounts Receivable
 Legend Technical Services of Arizona, Inc.
 17631 North 25th Avenue
 Phoenix, AZ 85023
 Tax ID: 86-0841718

Invoice To: Christine Juarez
 JW Water Holdings, LLC - Navajo Water Company
 7581 East Academy Blvd.
 Denver, CO 80230

Invoice: 2217936
Client Number: 00-0992001
Invoiced On: 11/30/22
Terms: NET 30
PO Number:
Received: 11/09/22

Client Contact: JW Water Holdings, LLC - Navajo Water Company	Ian Goeing	Legend Contact: Victoria Beckley
Project Name: Total Coliform		
Project Number: 11/09/22		
Work Order(s) Invoiced: 22K1266		

Sample Identification	Sample Date	Analysis/Description	*% Surcharge	Unit Cost	Extended Cost
09-000 RTCR001 (LE 60 8774 Luana)	11/8/2022	Total Coliform	-%	\$15.00	\$15.00
09-030 RTCR001 (2929 Evergreen)	11/8/2022	Total Coliform	-%	\$15.00	\$15.00
09-039 RTCR001 (Chap L32 1022 Dwi)	11/8/2022	Total Coliform	-%	\$15.00	\$15.00

*Surcharges are applied when additional services are requested, such as Rushes, weekend/holiday analysis or other additional requested services.

Invoice Total: \$45.00

THANK YOU FOR YOUR BUSINESS!



LEGEND

Technical Services, Inc.

INVOICE

Remit To:

Accounts Receivable
 Legend Technical Services of Arizona, Inc.
 17631 North 25th Avenue
 Phoenix, AZ 85023
 Tax ID: 86-0841718

Invoice To: Jason Williamson
 JW Water Holdings, LLC - Navajo Water Company
 7581 East Academy Blvd.
 Denver, CO 80230

Invoice: 2300360
Client Number: 00-0992001
Invoiced On: 12/31/22
Terms: NET 30
PO Number:
Received: 12/06/22


Client Contact: JW Water Holdings, LLC - Navajo Water Company	Ian Goeing	Legend Contact: Victoria B. Newman
Project Name: Total Coliform		
Project Number: 12/5/22		
Work Order(s) Invoiced: 22L0439		

Sample Identification	Sample Date	Analysis/Description	*% Surcharge	Unit Cost	Extended Cost
09-000 RTCR001 (LE 60 8774 Luana)	12/5/2022	Total Coliform	-%	\$15.00	\$15.00
09-030 RTCR001 (2929 Evergreen)	12/5/2022	Total Coliform	-%	\$15.00	\$15.00
09-039 RTCR001 (Chap L32 1022 Dwi)	12/5/2022	Total Coliform	-%	\$15.00	\$15.00

*Surcharges are applied when additional services are requested, such as Rushes, weekend/holiday analysis or other additional requested services.

Invoice Total: \$45.00

THANK YOU FOR YOUR BUSINESS!



LEGEND

Technical Services, Inc.

INVOICE

Remit To:

Accounts Receivable
 Legend Technical Services of Arizona, Inc.
 17631 North 25th Avenue
 Phoenix, AZ 85023
 Tax ID: 86-0841718

Invoice To: Christine Juarez
 JW Water Holdings, LLC - Navajo Water Company
 7581 East Academy Blvd.
 Denver, CO 80230

Invoice: 2301866
Client Number: 00-0992001
Invoiced On: 01/31/23
Terms: NET 30
PO Number:
Received: 01/11/23

Client Contact: JW Water Holdings, LLC - Navajo Water Company	Ian Goeing	Legend Contact: Victoria B. Newman
Project Name: Total Coliform		
Project Number: Monthly TC 1/10/23		
Work Order(s) Invoiced: 23A1289		

Sample Identification	Sample Date	Analysis/Description	*% Surcharge	Unit Cost	Extended Cost
09-000 RTCR001 (LE 60 8774 Luana)	1/10/2023	Total Coliform	-%	\$15.00	\$15.00
09-030 RTCR001 (2929 Evergreen)	1/10/2023	Total Coliform	-%	\$15.00	\$15.00
09-039 RTCR001 (Chap L32 1022 Dwi)	1/10/2023	Total Coliform	-%	\$15.00	\$15.00

*Surcharges are applied when additional services are requested, such as Rushes, weekend/holiday analysis or other additional requested services.

Invoice Total: \$45.00

THANK YOU FOR YOUR BUSINESS!



LEGEND

Technical Services, Inc.

INVOICE

Remit To:

Accounts Receivable
 Legend Technical Services of Arizona, Inc.
 17631 North 25th Avenue
 Phoenix, AZ 85023
 Tax ID: 86-0841718

Invoice To: Christine Juarez
 JW Water Holdings, LLC - Navajo Water Company
 7581 East Academy Blvd.
 Denver, CO 80230

Invoice: 2303467
Client Number: 00-0992001
Invoiced On: 02/28/23
Terms: NET 30
PO Number:
Received: 02/07/23

Client Contact: JW Water Holdings, LLC - Navajo Water Company	Ian Goeing	Legend Contact: Victoria B. Newman
Project Name: Total Coliform		
Project Number: 02/07/23		
Work Order(s) Invoiced: 23B0751		

Sample Identification	Sample Date	Analysis/Description	*% Surcharge	Unit Cost	Extended Cost
09-000 RTCR001 (LE 60 8774 Luana)	2/6/2023 1	Total Coliform	-%	\$15.00	\$15.00
09-030 RTCR001 (2929 Evergreen)	2/6/2023 1	Total Coliform	-%	\$15.00	\$15.00
09-039 RTCR001 (Chap L32 1022 Dwi)	2/6/2023 1	Total Coliform	-%	\$15.00	\$15.00

*Surcharges are applied when additional services are requested, such as Rushes, weekend/holiday analysis or other additional requested services.

Invoice Total: \$45.00

THANK YOU FOR YOUR BUSINESS!



LEGEND

Technical Services, Inc.

INVOICE

Remit To:

Accounts Receivable
 Legend Technical Services of Arizona, Inc.
 17631 North 25th Avenue
 Phoenix, AZ 85023
 Tax ID: 86-0841718

Invoice To: Christine Juarez
 JW Water Holdings, LLC - Navajo Water Company
 7581 East Academy Blvd.
 Denver, CO 80230

Invoice: 2304868
Client Number: 00-0992001
Invoiced On: 03/31/23
Terms: NET 30
PO Number:
Received: 03/06/23

Client Contact: JW Water Holdings, LLC - Navajo Water Company	Ian Goeing	Legend Contact: Victoria B. Newman
Project Name: Total Coliform		
Project Number: 03/06/2023		
Work Order(s) Invoiced: 23C0499		

Sample Identification	Sample Date	Analysis/Description	*% Surcharge	Unit Cost	Extended Cost
09-000 RTCR001 (LE 60 8774 Luana)	3/5/2023 1	Total Coliform	-%	\$15.00	\$15.00
09-030 RTCR001 (2929 Evergreen)	3/5/2023 1	Total Coliform	-%	\$15.00	\$15.00
09-039 RTCR001 (Chap L32 1022 Dwi)	3/5/2023 1	Total Coliform	-%	\$15.00	\$15.00

*Surcharges are applied when additional services are requested, such as Rushes, weekend/holiday analysis or other additional requested services.

Invoice Total: \$45.00

THANK YOU FOR YOUR BUSINESS!



LEGEND

Technical Services, Inc.

INVOICE

Remit To:

Accounts Receivable
 Legend Technical Services of Arizona, Inc.
 17631 North 25th Avenue
 Phoenix, AZ 85023
 Tax ID: 86-0841718

Invoice To: Ian Goeing
 JW Water Holdings, LLC - Navajo Water Company
 7581 East Academy Blvd.
 Denver, CO 80230

Invoice: 2214505
Client Number: 00-0992001
Invoiced On: 09/30/22
Terms: NET 30
PO Number:
Received: 09/08/22

Client Contact: JW Water Holdings, LLC - Navajo Water Company	Ian Goeing	Legend Contact: Victoria Newman
Project Name: Total Coliform		
Project Number: Monthly TC - Navajo 09/08/22		
Work Order(s) Invoiced: 2210884		

Sample Identification	Sample Date	Analysis/Description	*% Surcharge	Unit Cost	Extended Cost
09-000 RTCR001 (LE 60 8774 Luana)	9/7/2022	Total Coliform	-%	\$15.00	\$15.00
09-030 RTCR001 (2929 Evergreen)	9/7/2022	Total Coliform	-%	\$15.00	\$15.00
09-039 RTCR001 (Chap L32 1022 Dwi)	9/7/2022	Total Coliform	-%	\$15.00	\$15.00

*Surcharges are applied when additional services are requested, such as Rushes, weekend/holiday analysis or other additional requested services.

Invoice Total: \$45.00

THANK YOU FOR YOUR BUSINESS!



Navajo Water Co., Inc.

Item 3

Plant Addition Documentation

Navajo Water Co., Inc.
Account QuickReport
As of December 31, 2021

2021 PLANT ADDITIONS

Type	Date	Num	Name	Memo	Split	Amount	Balance
101 - Utility Plant in Service							765,727.20
101.1 - WATER							765,727.20
303 - Land and Land Rights							10,050.00
Total 303 - Land and Land Rights							10,050.00
304 - Structures & Improvements							29,227.45
Bill	02/23/2021	532	Sparky & Sons Electric	Jedd Ambrosini	231 - Accounts Payable	2,100.00	31,327.45
Bill	08/01/2021	1168	JW Water2	N LE/SP Structures & Improvements - Site Bldg	231 - Accounts Payable	1,081.85	32,409.30
Bill	11/01/2021	1252	JW Water2	Gonzales contractor	231 - Accounts Payable	1,197.00	33,606.30
Bill	11/10/2021	787	Sparky & Sons Electric	Outlets	231 - Accounts Payable	3,150.00	36,756.30
Bill	11/11/2021	1268	JW Water2	LE	231 - Accounts Payable	915.67	37,671.97
Bill	11/23/2021	1271	JW Water2	SP	231 - Accounts Payable	1,055.00	38,726.97
Bill	12/31/2021	1312	JW Water2	Navajo Fence Slats	231 - Accounts Payable	2,114.52	40,841.49
Bill	12/31/2021	1321	JW Water2	1321	231 - Accounts Payable	1,137.44	41,978.93
General Journal	12/31/2021	21 CWIP		To reallocate assets that had been placed in CWIP.	346 - Communications Equipment	64,303.58	106,282.51
Total 304 - Structures & Improvements						77,055.06	106,282.51
307 - Wells and Springs							190,692.76
General Journal	01/01/2021	Retirements		retirement of SP well where drill bit got stuck in Aug. 307.10 - A/D Wells & Springs		0.00	190,692.76
Bill	02/08/2021	1042	JW Water	Outstanding Navajo bill for water hauling not paid pr	231 - Accounts Payable	5,485.00	196,177.76
Bill	08/10/2021	9821495-02	Dana Kepner	new well site	231 - Accounts Payable	844.17	197,021.93
Bill	09/09/2021	PAY6445	Central Arizona Pump	PAY6445	231 - Accounts Payable	1,908.00	198,929.93
Bill	10/04/2021	1231	JW Water2	well site ties	231 - Accounts Payable	2,640.00	201,569.93
Bill	10/04/2021	1231	JW Water2	New site plumbing	231 - Accounts Payable	1,476.00	203,045.93
Bill	11/01/2021	1252	JW Water2	Wells & springs - well site tie ins	231 - Accounts Payable	1,888.00	204,933.93
Bill	11/11/2021	9823522-00	Dana Kepner	1" Air Release Valve	231 - Accounts Payable	658.23	205,592.16
Bill	11/23/2021	1271	JW Water2	Sand Separator	231 - Accounts Payable	1,300.00	206,892.16
Total 307 - Wells and Springs						16,199.40	206,892.16
311 - Pumping Equipment							115,706.37
Bill	02/03/2021	1023	JW Water2	Fixed Asset Additions - Phoenix Pumps and assoc.	231 - Accounts Payable	22,069.04	137,775.41
Bill	02/17/2021	5853	Lewus Electric Co.	NWCO-Upgrade	231 - Accounts Payable	20,007.47	157,782.88
Bill	08/01/2021	1168	JW Water2	N LE/SP Booster Pumps (Pumping Eqpl)	231 - Accounts Payable	1,131.50	158,914.38
Total 311 - Pumping Equipment						43,208.01	158,914.38
330 - Distribution Reservoirs and Sta							141,513.93
330.1 - Storage Tanks							115,044.48
Bill	04/08/2021	1089	JW Water2	New Tank Setup/Tiger Tank Install 3/5	231 - Accounts Payable	700.00	115,744.48
Bill	05/10/2021	063923	Bob Hardman	Tank- Removal	231 - Accounts Payable	550.00	116,294.48
General Journal	12/31/2021	21 CWIP		To reallocate assets that had been placed in CWIP.	346 - Communications Equipment	12,056.81	128,351.29
Total 330.1 - Storage Tanks						13,306.81	128,351.29
330.2 - Pressure Tanks							26,469.45
Bill	01/20/2021	5834	Lewus Electric Co.	Amtrol Pro-line bladder tanks 119 gallons (6)	231 - Accounts Payable	4,729.54	31,189.99
Bill	07/01/2021	5956	Lewus Electric Co.	2x2' plastic tank pads	231 - Accounts Payable	341.58	31,540.57
Bill	08/10/2021	9822175-00	Dana Kepner		231 - Accounts Payable	767.16	32,307.73
Bill	08/11/2021	9822114-00	Dana Kepner	Wafer check valve	231 - Accounts Payable	799.30	33,107.03
Bill	08/11/2021	9822113-00	Dana Kepner	Wafer check valve	231 - Accounts Payable	799.30	33,906.33
Bill	08/11/2021	9822112-00	Dana Kepner	Wafer check valves	231 - Accounts Payable	799.30	34,705.63
Total 330.2 - Pressure Tanks						8,236.18	34,705.63
Total 330 - Distribution Reservoirs and Sta						21,542.99	163,056.92
331 - Transmission and Distribution M							147,892.52
Bill	04/19/2021	5276164	Fortline, Inc.	Invoice 5276164	231 - Accounts Payable	807.39	148,699.91
Bill	09/22/2021	1221	JW Water	Backfill Material (Perkins Cinders) for final water line	231 - Accounts Payable	705.06	149,404.97
Bill	11/11/2021	1268	JW Water2	rental/ repair new line	231 - Accounts Payable	2,520.00	151,924.97
Total 331 - Transmission and Distribution M						4,032.45	151,924.97
333 - Services							53,611.86
Bill	04/08/2021	1089	JW Water2	New service	231 - Accounts Payable	350.00	53,961.86
General Journal	12/31/2021	21 CWIP		To reallocate assets that had been placed in CWIP.	346 - Communications Equipment	3,360.52	57,322.38

Navajo Water Co., Inc.
Account QuickReport
As of December 31, 2021

Type	Date	Num	Name	Memo	Split	Amount	Balance
Total 333 - Services						3,710.52	57,322.38
334 - Meters and Meter Installations							61,260.51
Bill	02/08/2021	1042	JW Water	Jan 21 Meters	231 - Accounts Payable	323.03	61,583.54
Bill	04/13/2021	982060-00	Dana Kepner	Meter boxes and lids	231 - Accounts Payable	335.24	61,918.78
Bill	04/16/2021	5274934	Fortline, Inc.	1" SONATA ULTRASONIC METER	231 - Accounts Payable	323.08	62,241.86
Bill	05/07/2021	1116	JW Water2	Chap valve install 4/19	231 - Accounts Payable	350.00	62,591.86
Bill	05/07/2021	1116	JW Water2	Chap valve install 4/19	231 - Accounts Payable	350.00	62,941.86
Bill	10/11/2021	9823153-00	Dana Kepner	LE 10.08.21	231 - Accounts Payable	797.70	63,739.56
Bill	11/01/2021	1252	JW Water2	new well meter for SCADA	231 - Accounts Payable	258.00	63,997.56
Total 334 - Meters and Meter Installations						2,737.05	63,997.56
339 - Other Plant & Misc Equip							0.00
Bill	06/04/2021	1138	JW Water2	Tools, shop, garage - fixed asset	231 - Accounts Payable	826.66	826.66
General Journal	12/31/2021	21ULLAJE2		to move tools shop and garage equipment to correct 343 - Tools, Shop, & Garage Equip		-826.66	0.00
Total 339 - Other Plant & Misc Equip						0.00	0.00
343 - Tools, Shop, & Garage Equip							303.86
General Journal	12/31/2021	21ULLAJE2		to move tools shop and garage equipment to correct -SPLIT-		826.66	1,130.52
Total 343 - Tools, Shop, & Garage Equip						826.66	1,130.52
346 - Communications Equipment							3,620.94
Bill	07/02/2021	659	Sparky & Sons Electric	Power for SCADA systems	231 - Accounts Payable	11,000.00	14,820.94
Bill	07/02/2021	660	Sparky & Sons Electric	Power for SCADA systems	231 - Accounts Payable	9,750.00	24,370.94
Bill	07/02/2021	658	Sparky & Sons Electric	Power for SCADA systems	231 - Accounts Payable	10,250.00	34,620.94
Bill	10/06/2021	754	Sparky & Sons Electric	Power for SCADA systems	231 - Accounts Payable	9,750.00	44,370.94
Bill	10/06/2021	752	Sparky & Sons Electric	Power for SCADA systems	231 - Accounts Payable	10,250.00	54,620.94
Bill	10/06/2021	753	Sparky & Sons Electric	Power for SCADA systems	231 - Accounts Payable	11,000.00	65,620.94
Bill	11/01/2021	1252	JW Water2	SCADA system	231 - Accounts Payable	2,211.50	67,832.44
General Journal	12/31/2021	21 CWIP		To reallocate assets that had been placed in CWIP. -SPLIT-		132,723.00	200,555.44
Total 346 - Communications Equipment						196,934.50	200,555.44
348 - Other Tangible Plant							11,847.00
Total 348 - Other Tangible Plant							11,847.00
Total 101.1 - WATER						366,246.64	1,131,973.84
Total 101 - Utility Plant in Service						366,246.64	1,131,973.84
TOTAL						366,246.64	1,131,973.84

Navajo Water Co., Inc.
Account QuickReport
As of December 31, 2021

2022 PLANT ADDITIONS							
Type	Date	Num	Name	Memo	Split	Amount	Balance
101 - Utility Plant in Service							1,131,973.84
101.1 - WATER							1,131,973.84
303 - Land and Land Rights							10,050.00
Total 303 - Land and Land Rights							10,050.00
304 - Structures & Improvements							106,282.51
Bill	01/31/2022	1335	JW Water	New Roof and Paint for CP Operations	231 - Accounts Payable	2,079.00	108,361.51
Bill	02/16/2022	1362	JW Water	Chaparral Pines new roof	231 - Accounts Payable	801.00	109,162.51
Bill	03/17/2022	1390	JW Water2	SP FENCE	231 - Accounts Payable	2,114.52	111,277.03
Bill	04/26/2022	1414	JW Water	Invoice 1414	231 - Accounts Payable	980.00	112,257.03
Bill	04/26/2022	1414	JW Water	SP & CP Fencing Materials	231 - Accounts Payable	2,909.76	115,166.79
Bill	04/26/2022	1414	JW Water	CP	231 - Accounts Payable	900.00	116,066.79
Credit	04/26/2022	1414	JW Water	Invoice 1414 - Credit to reconcile to JW Water o	231 - Accounts Payable	0.00	116,066.79
Credit	04/26/2022	1414	JW Water	SP & CP Fencing Materials	231 - Accounts Payable	0.00	116,066.79
Credit	04/26/2022	1414	JW Water	CP	231 - Accounts Payable	0.00	116,066.79
Bill	08/19/2022	1542	JW Water	Laguna Estates	231 - Accounts Payable	4,200.00	120,266.79
Bill	12/31/2022	1716	JW Water	Structures & Improvements - Navajo-CP Building	231 - Accounts Payable	324.54	120,591.33
Total 304 - Structures & Improvements						14,308.82	120,591.33
307 - Wells and Springs							206,892.16
Bill	01/19/2022	9824238-00	Dana Kepner	Air Vac// N-SP WELL 1	231 - Accounts Payable	294.81	207,186.97
Bill	09/29/2022	1595	JW Water	1595	231 - Accounts Payable	1,267.50	208,454.47
Total 307 - Wells and Springs						1,562.31	208,454.47
311 - Pumping Equipment							158,914.38
Bill	01/07/2022	003	Arizona Water Engineering, Inc.	New Sites: AOC Permit Complete	231 - Accounts Payable	600.00	159,514.38
Total 311 - Pumping Equipment						600.00	159,514.38
330 - Distribution Reservoirs and Sta							163,056.92
330.1 - Storage Tanks							128,351.29
Total 330.1 - Storage Tanks							128,351.29
330.2 - Pressure Tanks							34,705.63
Total 330.2 - Pressure Tanks							34,705.63
Total 330 - Distribution Reservoirs and Sta							163,056.92
331 - Transmission and Distribution M							151,924.97
Bill	01/18/2022	9824239-00	Dana Kepner	Main Break/ SP	231 - Accounts Payable	575.48	152,500.45
Total 331 - Transmission and Distribution M						575.48	152,500.45
333 - Services							57,322.38
Bill	08/10/2022	9827121-00	Dana Kepner	Invoice 9827121-00	231 - Accounts Payable	729.51	58,051.89
Total 333 - Services						729.51	58,051.89
334 - Meters and Meter Installations							63,997.56
Total 334 - Meters and Meter Installations							63,997.56
343 - Tools, Shop, & Garage Equip							1,130.52
Total 343 - Tools, Shop, & Garage Equip							1,130.52
346 - Communications Equipment							200,555.44
Bill	01/31/2022	21007-11	Darcor & Associates, Inc.	Communications Eqpt - SCADA/ Start-up and train	231 - Accounts Payable	1,000.00	201,555.44
Bill	03/17/2022	1390	JW Water2	Computers-SCADA Comp	231 - Accounts Payable	217.67	201,773.11
Bill	11/14/2022	1313	Southwest Automation Services, LLC	SCADA	231 - Accounts Payable	9,685.01	211,458.12
Total 346 - Communications Equipment						10,902.68	211,458.12
348 - Other Tangible Plant							11,847.00
Total 348 - Other Tangible Plant							11,847.00
Total 101.1 - WATER						28,678.80	1,160,652.64
Total 101 - Utility Plant in Service						28,678.80	1,160,652.64
TOTAL						28,678.80	1,160,652.64

Navajo Water Co., Inc.
Account QuickReport
As of December 31, 2021

2023 Q1 PLANT ADDITIONS							
Type	Date	Num	Name	Memo	Split	Amount	Balance
101 - Utility Plant in Service							1,160,652.64
101.1 - WATER							1,160,652.64
303 - Land and Land Rights							10,050.00
Total 303 - Land and Land Rights							10,050.00
304 - Structures & Improvements							120,591.33
General Journal	03/31/2023	23 Q1 B2		To match balances to 3/31/2023 B-2 schedule (a -SPLIT-		-1.27	120,590.06
Total 304 - Structures & Improvements						-1.27	120,590.06
307 - Wells and Springs							208,454.47
General Journal	03/31/2023	23 Q1 B2		To match balances to 3/31/2023 B-2 schedule (a 304 - Structures & Improvements		-122,551.16	85,903.31
Total 307 - Wells and Springs						-122,551.16	85,903.31
311 - Pumping Equipment							159,514.38
General Journal	03/31/2023	23 Q1 B2		To match balances to 3/31/2023 B-2 schedule (a 304 - Structures & Improvements		1,831.52	161,345.90
Total 311 - Pumping Equipment						1,831.52	161,345.90
330 - Distribution Reservoirs and Sta							163,056.92
330.1 - Storage Tanks							128,351.29
General Journal	03/31/2023	23 Q1 B2		To match balances to 3/31/2023 B-2 schedule (a 304 - Structures & Improvements		0.52	128,351.81
Total 330.1 - Storage Tanks						0.52	128,351.81
330.2 - Pressure Tanks							34,705.63
General Journal	03/31/2023	23 Q1 B2		To match balances to 3/31/2023 B-2 schedule (a 304 - Structures & Improvements		50.01	34,755.64
Total 330.2 - Pressure Tanks						50.01	34,755.64
Total 330 - Distribution Reservoirs and Sta						50.53	163,107.45
331 - Transmission and Distribution M							152,500.45
General Journal	03/31/2023	23 Q1 B2		To match balances to 3/31/2023 B-2 schedule (a 304 - Structures & Improvements		0.48	152,500.93
Total 331 - Transmission and Distribution M						0.48	152,500.93
333 - Services							58,051.89
General Journal	03/31/2023	23 Q1 B2		To match balances to 3/31/2023 B-2 schedule (a 304 - Structures & Improvements		0.63	58,052.52
Total 333 - Services						0.63	58,052.52
334 - Meters and Meter Installations							63,997.56
General Journal	03/31/2023	23 Q1 B2		To match balances to 3/31/2023 B-2 schedule (a 304 - Structures & Improvements		395.46	64,393.02
Total 334 - Meters and Meter Installations						395.46	64,393.02
340 - Office Furniture & Equipment							0.00
General Journal	03/31/2023	23 Q1 B2		To match balances to 3/31/2023 B-2 schedule (a 304 - Structures & Improvements		1.00	1.00
Total 340 - Office Furniture & Equipment						1.00	1.00
343 - Tools, Shop, & Garage Equip							1,130.52
General Journal	03/31/2023	23 Q1 B2		To match balances to 3/31/2023 B-2 schedule (a 304 - Structures & Improvements		0.14	1,130.66
Total 343 - Tools, Shop, & Garage Equip						0.14	1,130.66
346 - Communications Equipment							211,458.12
General Journal	03/31/2023	23 Q1 B2		To match balances to 3/31/2023 B-2 schedule (a 304 - Structures & Improvements		0.38	211,458.50
Total 346 - Communications Equipment						0.38	211,458.50
348 - Other Tangible Plant							11,847.00
Total 348 - Other Tangible Plant							11,847.00
Total 101.1 - WATER						-120,272.29	1,040,380.35
Total 101 - Utility Plant in Service						-120,272.29	1,040,380.35
TOTAL						-120,272.29	1,040,380.35

These are not really plant subtractions. These entries were made to match our books to the B-2 schedule as of 3/31/2023.

Navajo Water Co., Inc.
Account QuickReport
As of December 31, 2021

2021 CWIP

105 - Construction Work in Progress

Type	Date	Num	Name	Memo	Clr	Debit	Credit	Balance
								0.00
Bill	02/23/2021	EMRA0027370	Empire	Summer Pines Project		636.53		636.53
Bill	02/24/2021	32175	Payson General Rental Center	Summer Pines Project		91.00		727.53
Bill	02/28/2021	21007-01	Darcor & Associates, Inc.	SCADA		13,000.00		13,727.53
Bill	03/01/2021	1055	JW Water2	Leguna Estates (New Tank Install - CWIP) Feb. 2/2, 2/10, 2/12		1,050.00		14,777.53
Bill	03/01/2021	1055	JW Water2	SP site work and new service line		700.00		15,477.53
Bill	03/01/2021	1059	JW Water2	2/12 LE equip rental		95.00		15,572.53
Bill	03/01/2021	1055	JW Water2	2/23 SP equip rental		95.00		15,667.53
Bill	03/31/2021	21007-02	Darcor & Associates, Inc.	SCADA		6,145.00		21,812.53
Bill	04/06/2021	1078	JW Water2	Structures & improvements - bldg & concrete		8,600.00		30,412.53
Bill	04/06/2021	1078	JW Water2	Structures & improvements - bldg & concrete		8,700.00		39,112.53
Bill	04/07/2021	23272	Payson General Rental Center	Summer Pines Project		142.00		39,254.53
Bill	05/31/2021	21007-03	Darcor & Associates, Inc.	Show Low Navajo Water system electrical improvements control & integration services		65,203.46		104,457.99
Bill	09/09/2021	1142	JW Water2	Navajo - Structures & improvements		500.00		104,957.99
Bill	06/30/2021	21007-04	Darcor & Associates, Inc.	Show Low Navajo Water system electrical improvements control & integration services		25,389.54		130,347.53
Bill	07/15/2021	9821494-00	Dana Kepner	N-CHAP-NEW SITE 2021		7,843.20		138,190.73
Bill	07/15/2021	9821495-00	Dana Kepner	N-LE-NEWSITE 2021		11,216.34		149,407.07
Bill	07/23/2021	9821494-01	Dana Kepner	N-CHAP-NEW SITE 2021		1,189.34		150,596.41
Bill	07/23/2021	9821495-01	Dana Kepner	N-LE-NEWSITE 2021		2,352.66		152,949.07
Bill	07/23/2021	9821522-01	Dana Kepner	N-SP-NEW SITE 2021		972.73		153,921.80
Bill	07/23/2021	9822126-00	Dana Kepner	N-LE-NEW SITE 2021		155.52		154,077.32
Bill	07/23/2021	9822127-00	Dana Kepner	N-SP-NEW SITE 2021		543.77		154,621.09
Bill	07/23/2021	9822125-00	Dana Kepner	N-CHAP-NEW SITE 2021		185.89		154,806.98
Bill	07/26/2021	9822123-00	Dana Kepner	N-LE-NEW SITE 2021		359.11		155,166.09
Bill	07/26/2021	9822098-00	Dana Kepner	N-CHAP-NEW SITE 2021		256.29		155,422.38
Bill	07/28/2021	9822135-00	Dana Kepner	N-SP-NEW SITE 2021		14.59		155,436.97
Bill	07/28/2021	9822127-00	Dana Kepner	N-SP-NEW SITE 2021		308.73		155,745.70
Bill	07/30/2021	9821522-00	Dana Kepner	N-SP-NEW SITE 2021		8,277.84		164,023.54
Bill	08/01/2021	1168	JW Water2	N-LE Excavating, line locate		1,500.00		165,523.54
Bill	08/17/2021	21007-05	Darcor & Associates, Inc.	Communications Eqpt - SCADA		5,048.60		170,572.14
Bill	08/17/2021	1190	JW Water2	N-LE site prep for storage & boosters (105 CWIP - Structures & Improvements)		2,028.00		172,600.14
Bill	08/17/2021	1190	JW Water2	N-SP site prep for storage & boosters (105 CWIP - Structures & Improvements)		2,028.00		174,628.14
Bill	08/31/2021	21007-06	Darcor & Associates, Inc.	Communications Eqpt - SCADA		4,000.00		178,628.14
Bill	09/01/2021	1202	JW Water	Pumping Eqpt - Booster Site Prep		1,136.00		179,764.14
Bill	09/06/2021	1	Arizona Water Engineering, Inc.	New Sites: Engineering Consulting		1,000.00		180,764.14
Bill	09/16/2021	9822796-00	Dana Kepner	New Site-SP		1,346.04		182,110.18
Bill	09/20/2021	1212	JW Water2	Structures and improvements		1,280.00		183,390.18
Bill	09/22/2021	1221	JW Water	105 - site improvement - storage tank connection (LE)		8,008.67		191,398.85
Bill	09/27/2021	9823014-00	Dana Kepner	Gate Valves		1,648.14		193,046.99
Bill	09/30/2021	21007-07	Darcor & Associates, Inc.	Communications Eqpt - SCADA/ Start-up and training		5,625.00		198,671.99
Bill	10/14/2021	9823170-00	Dana Kepner	Wafer check valve/ Line Distributor/ Line install		1,160.52		199,832.51
Bill	10/15/2021	0000351477X	Arizona Dept. of Environmental Quality			2,400.00		202,232.51
Bill	10/31/2021	21007-08	Darcor & Associates, Inc.	Communications Eqpt - SCADA/ Start-up and training		5,625.00		207,857.51
Bill	12/17/2021	002	Arizona Water Engineering, Inc.	New Sites: Engineering Consulting		1,900.00		209,757.51
Bill	12/31/2021	21007-10	Darcor & Associates, Inc.	Communications Eqpt - SCADA/ Start-up and training		2,686.40		212,443.91
						212,443.91	0.00	212,443.91
						212,443.91	0.00	212,443.91

Total 105 - Construction Work in Progress
TOTAL

SCADA	132,723.00
Structures	64,303.58
Services	3,360.52
Storage Tanks	12,056.81



Lewus Electric Company, inc.
 1303 W. Red Baron Rd.
 Payson, AZ 85541
 928-468-6320
 lewus.jim@gmail.com
 www.lewuselectric.com

INVOICE



BILL TO
 JW Water Holding LLC
 7561 E. Academy
 Denver, CO 80230

SHIP TO
 JW Water Holding LLC
 1303 W. Red Baron Rd.
 Payson, AZ 85541

INVOICE # 5834
DATE 01/20/2021
TERMS Net 20

SHIP DATE 01/20/2021	SHIP VIA Will-Call	P.O. NUMBER NWCO-up grades 2021	ORDERED BY: Diego
--------------------------------	------------------------------	---	-----------------------------

ACTIVITY	QTY	PRICE EACH	AMOUNT
05 Amtrol Pro-line bladder tanks 119 gallon	6	720.00	4,320.00T

SUBTOTAL	4,320.00
TAX	409.54
TOTAL	4,729.54
BALANCE DUE	\$4,729.54

THANK YOU FOR YOUR BUSINESS

JW Water Holdings, LLC

7581 E Academy Blvd. Suite 229
 Denver, CO 80230

Invoice

Date	Invoice #
2/3/2021	1023

Bill To
Navajo Water Company P.O. Box 200595 Denver, CO 80220

Quantity	Description	Rate	Class	Amount
	Purchased Power (shop electric)			78.90
	Communications Expense (cell phones)			40.80
	Communications expense	38.24	Navajo(12)	38.24
	Materials & Supplies Expense			1,257.26
	Auto Ins	186.90	Navajo(12)	186.90
	WC & GL	411.34	Navajo(12)	411.34
	Monthly Health Ins. Premium for Robert Schmidt	86.42		86.42
	Forms & Postage (used 4-Factor allocation)	212.52	Navajo(12)	212.52
	Acct. 17841 - Trash Svc. - Stover	14.29	Navajo(12)	14.29
	Vehicle Expense billed to FB Visa cards 12/21 - 1/20/21	402.36	Navajo(12)	402.36
	Office Share	133.95	Navajo(12)	133.95
	Storage tank monitoring	25.84	Navajo(12)	25.84
	Contractor ops	0.00	Navajo(12)	0.00
	Total Reimbursable Expenses			1,473.62
	Fixed Asset Additions - Phoenix Pumps and assoc. parts for VFD installs at all sites (SP, CP, LE)			22,069.04
	Admin Wages			351.98
	Operator Wages			2,381.89
			Total	\$27,691.73

JW Water Holdings, LLC

7581 E Academy Blvd. Suite 229
Denver, CO 80230

Invoice

Date	Invoice #
2/8/2021	1042

Bill To
Navajo Water Company P.O. Box 200595 Denver, CO 80220

Quantity	Description	Rate	Class	Amount
1	Jan. 21 Outstanding Navajo bill for water hauling not paid pvs. - Fixed Asset SP new well	323.03 5,485.00	SP(12) SP(12)	323.03 5,485.00
			Total	\$5,808.03



Lewus Electric Company, Inc.
 1303 W. Red Baron Rd.
 Payson, AZ 85541
 928-468-6320
 lewus.jim@gmail.com
 www.lewuselectric.com

INVOICE

BILL TO
 JW Water Holding LLC
 7581 E. Academy
 Denver, CO 80230

SHIP TO
 JW Water Holding LLC
 1305 W. Red Baron Rd.
 Payson, AZ 85541

INVOICE # 5853
DATE 02/17/2021
TERMS Net 20

SHIP DATE 02/17/2021	SHIP VIA Will-Call	P.O. NUMBER NWCO-Upgrade-2021	ORDERED BY: Diego
--------------------------------	------------------------------	---	-----------------------------

ACTIVITY	QTY	PRICE EACH	AMOUNT
05 Yaskawa Drive 7.5 Hp., 230 V., 3 phase CIMR-PW2A0021FAA, NEMA 1, w/Modbus TCP / IP	2	1,860.00	3,720.00T
05 Yaskawa Drive 7.5 HP., 230 V., single phase CIMR-PW2A0069FAA, NEMA 1, W/Modbus TCP-IP	4	3,600.00	14,400.00T
05 Transducer 0-100 PSI., TDH30-B-G-0100-03-B00-4	1	155.00	155.00T

SUBTOTAL	18,275.00
TAX	1,732.47
TOTAL	20,007.47
BALANCE DUE	\$20,007.47

THANK YOU FOR YOUR BUSINESS

Make payment below to
Jedd Ambrosini

Amount Due
\$2,100.00 [Make Partial Payment](#)

Credit Card or PayPal

Select Payment Method

Powered by **PayPal**



Invoice

...

INVOICE

J W Water



Jedd Ambrosini
712 N Fox Hill Circle
Payson, AZ 85541
Phone: (928) 978-1376
Email: sparkyandsonselectric@gmail.com



Payment Terms Due upon receipt
Invoice # 000532
Date 02/23/2021

Description	Total
Power pole	\$2,100.00
Install new Aps certified power pole with a 100 amp service with distribution and a construction power weatherproof gfi below	
Subtotal	\$2,100.00
Total	\$2,100.00

Notes:

Meadow Grove

By signing this document, the customer agrees to the services and conditions outlined in this document.

J W Water

Page 2 of 2

Financing Options Available

Low monthly payments to fit your budget

[View Financing Options](#)



1501 E THORNTON ST, SHOW LOW, AZ 85901
SHOW LOW Ph: 928-532 2030 Fax:

Rental Invoice

Invoice EMRA00273700



Invoice Amount: **\$636.53**
Invoice Date: **02/23/2021**
Date Out: **02/18/2021 Thu 06:00 AM**
Date In: **02/18/2021 Thu 11:47 AM**

Bill to: Customer: **2513634**
JW WATER HOLDINGS, LLC
7581 E ACADEMY BLVD #229
DENVER, CO 80230

Jobsite: **SHOW LOW**
Contact: **DIEGO**
Phone: **928-951-6503**
BOURDAN RNCH RD
BOURDAN RANCH RD &
LANCE DR
DIEGO 928.951.6503
SHOW LOW AZ 85901
Written By: **Jarod**
Sales Rep: **JAROD FARNSWORTH**
PO #: **DIEGO**

Signed By:
Order By: **DIEGO**

QTY	DESCRIPTION	DAY	WEEK	4WEEK	TOTALS
-----	-------------	-----	------	-------	--------

Rental Items

1	ID NO: E132105 SERIAL NO: OML800321 TL642 TELE-HANDLER (6.6K LIFT, 42'RCH) - TL642D	\$294	\$798	\$2,100	294.00
* BILLED @ (1 DAYS * \$294.00) = \$294.00 *					

Rental Subtotal: 294.00

Miscellaneous Items

1	RENTAL SURCHARGE				10.00
11	FUEL PER GALLON				66.00
1	SHOW LOW DELIVER				85.00
1	SHOW LOW PICK UP				85.00
1	RENTAL EQUIPMENT PROTECTION				47.04
	STATE 6.43% COUNTY 2%				49.49

Please Remit Payment To:

PO Box 842381
Los Angeles, CA 90084-2381

Invoice Total 636.53

EMPIRE SOUTHWEST, LLC

Terms: Machine sales payments are due Net 10; all others Net 30. Unless otherwise agreed in writing by a vice president of Empire Southwest, LLC ("Empire"), the purchase of goods (including, but not limited to, new and used equipment, attachments, parts, and technology) or services from Empire will be governed solely by Empire's terms and conditions of sales and service (the "Sales and Service Terms"), which are available at www.empire-cat.com/saleservice/terms, and the rental of equipment from Empire will be governed solely by Empire's Rental Terms and Conditions (the "Rental Terms"), which are available at www.empire-cat.com/rental/terms, or such other successor websites at which Empire posts its Sales and Service Terms and its Rental Terms (collectively, the "Terms") from time to time. A hard copy of the Terms is available upon written request to terms.conditions@empire-cat.com. Empire's Terms are hereby incorporated by reference into this document and all other documents related to your purchase of goods or services from Empire or the rental of equipment from Empire. By purchasing goods or services from Empire or renting equipment from Empire, you agree to be bound by Empire's Terms exactly as written.

CARB REGULATIONS: When operated in California, any on-road heavy-duty diesel vehicle, alternative-diesel vehicle, off-road diesel vehicle, or portable diesel engine may be subject to the California Air Resources Board's Regulation to Reduce Particulate Matter and Criteria Pollutant Emissions from In-Use Heavy-Duty Diesel Vehicles, In-Use Off-Road Diesel Vehicle Regulation, or Airborne Toxic Control Measure For Diesel Particulate Matter From Portable Engines Rated At 50 Horsepower And Greater. It therefore could be subject to retrofit, exhaust retrofit, or accelerated turnover requirements to reduce emissions of air pollutants. For more information, please visit the California Air Resources Board websites at <https://www.arb.ca.gov/dieseltruck>, <https://www.arb.ca.gov/msprog/ordiesel/ordiesel.htm>, or <https://www.arb.ca.gov/portable/portable.htm>.
Rev. 12/01/2018



**PAYSON
GENERAL RENTAL CENTER**

3860 E. Hwy 260
Star Valley, AZ 85541
Telephone: 928-474-4411
paysongeneral@hotmail.com

PURCHASE ORDER NO.

We Sell Time...We charge for all time out, including Saturdays, Sundays, and holidays.

32175

Name JW COATENS

Tel. No. 928 951 6575

Address

Location Equip. Used NOVO SP. Upgrade 2/23/21

Drivers License No.	Car License No.	Equip. Due Back By: <u>1 day</u>	Time In <u>'21 FEB 24 PM 2:44</u>
Other Identification			Time Out <u>'21 FEB 24 AM 9:51</u>

ITEM RENTED	1/2 DAY	DAY	WEEK	MONTH	CHARGES	
<u>Jumping Jack</u>		<u>91.00</u>			DEPOSIT	
					TOTAL RENT	
					MERCHANDISE	
					DELIVERY/LABOR	
					CLEANING	
					DAMAGE WAIVER 12%	
					SALES TAX	
					3% CREDIT CARD	
					TOTAL DUE	<u>91.</u>

CONDITIONS UNDER WHICH TOOLS AND OTHER EQUIPMENT ARE RENTED — DEPOSITS ARE CASH IN ADVANCE

All tools and other equipment are used at lessee's risk. Payson General Rental exercises precaution in keeping our equipment in good condition. Conditions which prevent satisfactory operation of equipment do not relieve lessee of his responsibility for rental charges.

Lessee assumes all responsibility for equipment while out of possession of lessor, and promises to return such equipment to Payson General Rental in as good condition as it was at the effective date of the lease, natural wear from a responsible use excepted. Lessee shall be liable for any loss, theft, damage, or destruction of leased property.

All equipment lost or damaged beyond repair will be paid for by the lessee at the regular replacement price and all damaged equipment which may be repaired will be repaired by Payson General Rental on return thereof and the cost for such repairs shall be paid by the lessee. Accrued rental charges cannot be applied against the purchase price or cost of repairs of such damaged or lost equipment. All cartage charges must be borne by the lessee.

Scheduled rental rates begin when equipment leaves our store and continue until returned hereto. A cleaning charge will be made on items returned unclean. In the event the lessee desires to extend lease, lessee must notify Payson General Rental immediately to obtain approval for said extension.

Lessee shall indemnify and hold harmless Payson General Rental from all claims, liabilities, losses, damage to property, bodily injury (including death or otherwise) and expenses (including attorneys' fees) from all actions, negligent or otherwise, of the lessee, its employees, agents, and subcontractors.

I agree that all charges for rental, damage, cleaning, or material will be paid, and that all collection fees, attorney fees, court costs, or any expense involved in the collection of these charges will be borne by me in the court of the county in which indebtedness is incurred.

INSTRUCTIONS GIVEN CONCERNING PROPER USE OF EQUIPMENT

INSTRUCTIONS REFUSED

WARNING

Failure to return rented property within 72 hours of due-in time and date is theft, for which ARS 13-1806 provides a maximum criminal penalty of 1.9 years imprisonment and/or fine of not more than \$150,000 (Class 6 Felony).

READ CAREFULLY Lessee's Signature Pamarrig

Trailer Speed **55MPH**

Initial PC

A CLEANING CHARGE WILL BE MADE ON ITEMS RETURNED UNCLEAN.

NOTE: If equipment does not function properly, notify us immediately or the full rate will be charged.

\$25.00 service charge will be applied.

Equipment leaves full of fuel must return full

All tires are lessee's responsibility

Invoice

Darcor & Associates, Inc
22601 N 17th Ave, Suite 240
Phoenix, AZ 85027

DATE

INVOICE #

2/28/2021

21007-01

BILL TO:

Navajo Water Company, Inc



DESCRIPTION

AMOUNT

Show Low / Navajo Water System Electrical Improvements Control & Integration Services
Electrical Engineering Services

Configured temporary VFD for existing Chaparral booster pump, Chaparral RTU Cabinet Shop Drawings complete, Summer Pines RTU Cabinet Shop Drawings complete, Laguna RTU Cabinet Shop Drawings complete, RTU Cabinet components ordered, PLC Programming started, Site Electrical Design Drawings in progress
(20% Progress billing for Items 1, 4, 7 & 12)

13,000.00

**See Attached Billing Breakdown

TOTAL

\$13,000.00

BILLING BREAKDOWN

Client: Navajo Water Company, Inc
8825 N 23rd Ave, Suite 100
Phoenix, AZ 85021

Project: Show Low/Navajo WS Control Panels

Invoice No.: 21007-01
Period: 1-Feb-21 to 28-Feb-21
Due Date: 31-Mar-21

Contact: Jason Williamson

	<u>CONTRACT</u> <u>AMOUNT</u>	<u>AMOUNT</u> <u>PREVIOUSLY</u> <u>INVOICED</u>	<u>CURRENT</u> <u>AMOUNT</u> <u>INVOICED</u>	<u>AMOUNT</u> <u>INVOICED</u> <u>TO DATE</u>	<u>TOTAL</u> <u>AMOUNT</u> <u>REMAINING</u>
Item 1 - Chaparral PS RTU Cabinet	\$ 20,000.00	\$ -	\$ 4,000.00	\$ 4,000.00	\$ 16,000.00
Item 2 - Chaparral PS Well Pump Controller	\$ 1,000.00	\$ -	\$ -	\$ -	\$ 1,000.00
Item 3 - Chaparral PS Field Instruments	\$ 7,650.00	\$ -	\$ -	\$ -	\$ 7,650.00
Item 4 - Summer Pines PS RTU Cabinet	\$ 20,000.00	\$ -	\$ 4,000.00	\$ 4,000.00	\$ 16,000.00
Item 5 - Summer Pines PS Well Pump Starter	\$ 4,000.00	\$ -	\$ -	\$ -	\$ 4,000.00
Item 6 - Summer Pines Field Instruments	\$ 10,400.00	\$ -	\$ -	\$ -	\$ 10,400.00
Item 7 - Laguna PS RTU Cabinet	\$ 20,000.00	\$ -	\$ 4,000.00	\$ 4,000.00	\$ 16,000.00
Item 8 - Laguna PS Well Pump Starter	\$ 4,000.00	\$ -	\$ -	\$ -	\$ 4,000.00
Item 9 - Laguna Field Instruments	\$ 9,300.00	\$ -	\$ -	\$ -	\$ 9,300.00
Item 10 - Payson SCADA	\$ 10,000.00	\$ -	\$ -	\$ -	\$ 10,000.00
Item 12 - Electrical Plans	\$ 5,000.00	\$ -	\$ 1,000.00	\$ 1,000.00	\$ 4,000.00
Start up and Training	\$ 11,250.00	\$ -	\$ -	\$ -	\$ 11,250.00
Taxes	\$ 8,123.00	\$ -	\$ -	\$ -	\$ 8,123.00
Totals	\$ 130,723.00	\$ -	\$ 13,000.00	\$ 13,000.00	\$ 117,723.00



JW Water Holdings, LLC

7581 E Academy Blvd. Suite 229
 Denver, CO 80230

Invoice

Date	Invoice #
3/1/2021	1055

Bill To
Navajo Water Company P.O. Box 200595 Denver, CO 80220

Quantity	Description	Rate	Class	Amount
0.1786	2017 Polaris Side-by-Side UTV for meter reading	262.00		46.79
0.1786	New Ford F350 with Utility Bed on 48 Mo. Capital Lease (Jan. 2019 - Dec. 2022)	1,094.15		195.42
0.1786	Rent on 2014 Chevy (received new motor in July 2019) - 36 month financing = 36 mo. warranty on new motor	219.89		39.27
0.1786	Monthly share of commercial lease payment on Ram 3500 Diesel Work Truck	1,161.50		207.44
0.1786	Monthly lease of Nissan Titan Work Truck	286.30		51.13
3	Laguna Estates (New Tank Install - CWIP) Feb. 2/2, 2/10, 2/12	350.00	LE(14)	1,050.00
2	SP site work and new service line	350.00	SP(12)	700.00
2	2/12 LE, 2/23 SP	95.00	Navajo(12)	190.00
1	Daily Rental of Vermeer CV573SGT Vac Trailer - CP	420.00	CP(13)	420.00
			Total	\$2,900.05



Invoice

Darcor & Associates, Inc
22601 N 17th Ave, Suite 240
Phoenix, AZ 85027

DATE

INVOICE #

3/31/2021

21007-02

BILL TO:

Navajo Water Company, Inc
7581 E Academy Blvd, Suite 229
Denver, CO 80230

DESCRIPTION

AMOUNT

Show Low / Navajo Water System Electrical Improvements Control & Integration
Services
Electrical Engineering Services

Preliminary design submitted to JW Water for review
(90% Progress billing for Task 12)

3,500.00

Programming in process
(33% Progress billing for Task 1)

2,645.00

**See Attached Billing Breakdown

TOTAL

\$6,145.00

BILLING BREAKDOWN

Client: Navajo Water Company, Inc
8825 N 23rd Ave, Suite 100
Phoenix, AZ 85021

Project: Show Low/Navajo WS Control Panels
Invoice No.: 21007-02
Period: 1-Mar-21 to 31-Mar-21
Due Date: 30-Apr-21

Contact: Jason Williamson

	<u>CONTRACT</u> <u>AMOUNT</u>	<u>AMOUNT</u> <u>PREVIOUSLY</u> <u>INVOICED</u>	<u>CURRENT</u> <u>AMOUNT</u> <u>INVOICED</u>	<u>AMOUNT</u> <u>INVOICED</u> <u>TO DATE</u>	<u>TOTAL</u> <u>AMOUNT</u> <u>REMAINING</u>
Item 1 - Chaparral PS RTU Cabinet	\$ 20,000.00	\$ 4,000.00	\$ 2,645.00	\$ 6,645.00	\$ 13,355.00
Item 2 - Chaparral PS Well Pump Controller	\$ 1,000.00	\$ -	\$ -	\$ -	\$ 1,000.00
Item 3 - Chaparral PS Field Instruments	\$ 7,650.00	\$ -	\$ -	\$ -	\$ 7,650.00
Item 4 - Summer Pines PS RTU Cabinet	\$ 20,000.00	\$ 4,000.00	\$ -	\$ 4,000.00	\$ 16,000.00
Item 5 - Summer Pines PS Well Pump Starter	\$ 4,000.00	\$ -	\$ -	\$ -	\$ 4,000.00
Item 6 - Summer Pines Field Instruments	\$ 10,400.00	\$ -	\$ -	\$ -	\$ 10,400.00
Item 7 - Laguna PS RTU Cabinet	\$ 20,000.00	\$ 4,000.00	\$ -	\$ 4,000.00	\$ 16,000.00
Item 8 - Laguna PS Well Pump Starter	\$ 4,000.00	\$ -	\$ -	\$ -	\$ 4,000.00
Item 9 - Laguna Field Instruments	\$ 9,300.00	\$ -	\$ -	\$ -	\$ 9,300.00
Item 10 - Payson SCADA (Subconsultant)	\$ 10,000.00	\$ -	\$ -	\$ -	\$ 10,000.00
Item 12 - Electrical Plans	\$ 5,000.00	\$ 1,000.00	\$ 3,500.00	\$ 4,500.00	\$ 500.00
Start up and Training	\$ 11,250.00	\$ -	\$ -	\$ -	\$ 11,250.00
Taxes	\$ 8,123.00	\$ -	\$ -	\$ -	\$ 8,123.00
Totals	\$ 130,723.00	\$ 13,000.00	\$ 6,145.00	\$ 19,145.00	\$ 111,578.00



JW Water Holdings, LLC

7581 E Academy Blvd. Suite 229
 Denver, CO 80230

Invoice

Date	Invoice #
4/6/2021	1078

Bill To
Navajo Water Company P.O. Box 200595 Denver, CO 80220

Quantity	Description	Rate	Class	Amount
	Rent Expense (Office)			267.90
	Trash Service			28.58
	Materials & Supplies			458.27
	Insurance Expense			1,408.73
	Repair Parts			335.77
	Admin Wages			577.81
	Operator Wages			4,452.91
	Communications Expense			24.85
	Chemicals - Chlorine	469.50	Navajo(12)	469.50
	Contractor ops	80.66	Navajo(12)	80.66
	Navajo County Assessment	38.17	Navajo(12)	38.17
	Payson Shop - APS Bill	36.70	Navajo(12)	36.70
	Storage tank monitoring	29.53	Navajo(12)	29.53
	Travel Mar 3-5	43.23	Navajo(12)	43.23
	Total Reimbursable Expenses			697.79
	Structures & improvements - bldg & concrete	8,600.00	LE(14)	8,600.00
	Structures & improvements - bldg & concrete	8,700.00	SP(12)	8,700.00
	Total Reimbursable Expenses			17,300.00
			Total	\$25,552.61

PURCHASE ORDER NO.

We Sell Time...We charge for all time out, including Saturdays, Sundays, and holidays.

32372



PAYSON GENERAL RENTAL CENTER
 3860 E. Hwy 260
 Star Valley, AZ 85541
 Telephone: 928-474-4411
 paysongeneral@hotmail.com

Name: DW Water Tel. No. _____
 Address: Phoenix
 Location: _____
 Equip. Used: _____

Drivers License No. _____ Car License No. _____ Equip. Due Back By: DAY
 Other Identification _____

ITEM RENTED	1/2 DAY	DAY	WEEK	MONTH	CHARGES	
PLATE TAMP		71-			DEPOSIT	
					TOTAL RENT	
					MERCHANDISE	
					DELIVERY/LABOR	
					CLEANING	
					DAMAGE WAIVER 12%	
					SALES TAX	
					3% CREDIT CARD	
					TOTAL DUE	142-

CONDITIONS UNDER WHICH TOOLS AND OTHER EQUIPMENT ARE RENTED — DEPOSITS ARE CASH IN ADVANCE

All tools and other equipment are used at lessee's risk. Payson General Rental exercises precaution in keeping our equipment in good condition. Conditions which prevent satisfactory operation of equipment do not relieve lessee of his responsibility for rental charges.
 Lessee assumes all responsibility for equipment while out of possession of lessor, and promises to return such equipment to Payson General Rental in as good condition as it was at the effective date of the lease, natural wear from a responsible use excepted. Lessee shall be liable for any loss, theft, damage, or destruction of leased property.
 All equipment lost or damaged beyond repair will be paid for by the lessee at the regular replacement price and all damaged equipment which may be repaired will be repaired by Payson General Rental on return thereof and the cost for such repairs shall be paid by the lessee. Accrued rental charges cannot be applied against the purchase price or cost of repairs of such damaged or lost equipment. All cartage charges must be borne by the lessee.
 Scheduled rental rates begin when equipment leaves our store and continue until returned hereto. A cleaning charge will be made on items returned unclean.
 In the event the lessee desires to extend lease, lessee must notify Payson General Rental immediately to obtain approval for said extension.

INSTRUCTIONS GIVEN CONCERNING PROPER USE OF EQUIPMENT INSTRUCTIONS REFUSED

WARNING
 Failure to return rented property within 72 hours of due-in time and date is theft, for which ARS 13-1806 provides a maximum criminal penalty of 1.9 years imprisonment and/or fine of not more than \$150,000 (Class 6 Felony).

Lessee shall indemnify and hold harmless Payson General Rental from all claims, liabilities, losses, damage to property, bodily injury (including death or otherwise) and expenses (including attorneys' fees) from all actions, negligent or otherwise, of the lessee, its employees, agents, and subcontractors.
 I agree that all charges for rental, damage, cleaning, or material will be paid, and that all collection fees, attorney fees, court costs, or any expense involved in the collection of these charges will be borne by me in the court of the county in which indebtedness is incurred.
 READ CAREFULLY Lessee's Signature: Shamon Gomez

Trailer Speed **55MPH**

Initial

A CLEANING CHARGE WILL BE MADE ON ITEMS RETURNED UNCLEAN.

NOTE: If equipment does not function properly, notify us immediately or the full rate will be charged.

\$25.00 service charge will be applied.

Equipment leaves full of fuel must return full

All tires are lessee's responsibility

JW Water Holdings, LLC

7581 E Academy Blvd. Suite 229
Denver, CO 80230

Invoice

Date	Invoice #
4/8/2021	1089

Bill To
Navajo Water Company P.O. Box 200595 Denver, CO 80220

Quantity	Description	Rate	Class	Amount
1	New Tank Setup	350.00	LE(14)	350.00
1	New service	350.00	SP(12)	350.00
1	Tiger Tank Install 3/8	350.00	LE(14)	350.00
			Total	\$1,050.00

Dana Kepner Company, LLC
Western Industrial Supply, LLC

Invoice

Customer #	Invoice Date	Invoice #
34350000	4/13/21	9820605-00
Customer PO #	PO Date	Page #
NWC41321	4/13/21	1 of 1

Bill To	Ship To
J W WATER HOLDINGS LLC 7581 E ACADEMY BLVD, #229 DENVER, CO 80230	SHIP TO ADDRESS J W WATER HOLDINGS LLC 8212 MESCALERO RD PAYSON, AZ 85541

Remit To
Dana Kepner Company, LLC PO Box 710281 Denver, CO 80271-0281

Instructions			
Ship Point	Via	Shipped	Terms
		4/13/21	Net 30 Days

Notes

Line	Product and Description	Order Quantity	Backorder Quantity	Shipped Quantity	Qty UM	Unit Price	Price UM	Amount(Net)
1	82CMB1STU NO 1 STACKABLE CONCRETE METER BOX, 12X18" TUCSON SPEC	6.00	0.00	6.00	PCS	22.57	PCS	135.42
2	82CMBL1BTU NO 1 BENT STEEL LID, TUCSON SPEC	6.00	0.00	6.00	PCS	28.96	PCS	173.76
2	Lines Total		Qty Shipped Total	12.00			Subtotal	309.18
							Taxes	26.06
							Total	335.24



a **MORSCO** company

7025 Northwinds Dr. NW
 Concord, NC 28027
 Payment Inquiries 704-788-9800



INVOICE

INVOICE NUMBER: 5274934
 BILL OF LADING:
 INVOICE DATE: 4/16/21
 DUE DATE: 5/15/21

Please Remit Payment To:
 PO. Box 841499
 Dallas, Texas 75284-1499

Federal Tax ID# 57-0819190

Warehouse:
 FORTILINE PEORIA
 8051 W. OLIVE AVE.
 PEORIA, AZ 85345
 Telephone: 480-282-5905

SOLD TO

SHIP TO

Customer Pickup

JW WATER HOLDINGS LLC
 7581 E ACADEMY BLVD
 SUITE 229
 DENVER, CO
 80230

BRANCH NO	FROM CONTRACT	ORDER NO	SHIPPING METHOD	CUSTOMER NO	TERMS		
058		5274934	Pickup	223410	NET 30 DAYS		
PO NO	JOB NAME	JOB NO	SLS	DUE DATE	SHIP DATE		
NWCO-CHAP-NEW			MRE	5/15/21	4/14/21		
PRODUCT NO	DESCRIPTION	UOM	ORDERED	SHIPPED	BACK ORDERED	UNIT PRICE	EXTENDED PRICE
MMS116B00A11B20	1" SONATA ULTRASONIC METER INTEGRATED 3G	EA	1	1	0	298.8700	298.87

AMOUNT DUE	\$298.87
TAX	\$24.21
FREIGHT	\$0.00
OTHER	\$0.00
TOTAL DUE	\$323.08

NO RETURNS ACCEPTED WITHOUT PRIOR AUTHORIZATION. AUTHORIZED RETURNS ARE SUBJECT TO RESTOCKING FEES. SPECIAL ORDER ITEMS ARE NOT RETURNABLE. ALL CLAIMS MUST BE FILED WITH THE CARRIER.

For TERMS and CONDITIONS of sale, please visit <http://www.fortiline.com>

7025 Northwinds Dr. NW
Concord, NC 28027
Payment inquiries (704) 788-9800

Sold to:
JW WATER HOLDINGS LLC
7581 E ACADEMY BLVD
SUITE 229 30
DENVER, CO 802



Ship to:
Customer Pickup

Invoice number: 5276164
Invoice date: 4/19/21
Due date: 5/16/21

Please remit payment to:
FORTILINE, INC
FORTILINE, INC.
P.O. Box 841499

DALLAS, TX 75284-1499
Warehouse:
FORTILINE PEORIA
8051 W. OLIVE AVE.

Federal Tax ID# 57-0819190

Branch	From Contract	Order No.	Shipping Method	Customer Number	Terms		
058		5276164	Pickup	223410	NET 30 DAYS		
PO No.	Job Name	Job No.	SLS	Due Date	Ship Date		
NWCO-CHAP-NEW			MRE	5/16/21	4/15/21		
Product #	Description	UOM	Ordered	Shipped	Back Ordered	Unit Price	Extended Shipped price
AFC42500GVALPHA	4" 2500 DI GV O/L W/ALPHA ENDS BID LINE # 00010	EA	1	1	0	746.8900	746.89

Amount due	746.89
Tax	60.50
Freight	.00
fuel/other	.00
Total Due	807.39

No returns accepted without prior authorization. Authorized returns are subject to restock fees. Special order items are not returnable. All claims must be filed with the carrier. All sales are subject to the terms and conditions of sale printed on this page and the back of the original invoice.

JW Water Holdings, LLC

7581 E Academy Blvd. Suite 229
Denver, CO 80230

Invoice

Date	Invoice #
5/7/2021	1116

Bill To
Navajo Water Company P.O. Box 200595 Denver, CO 80220

Quantity	Description	Rate	Class	Amount
1	Chap valve install 4/19	350.00	SP(12)	350.00
1	Chap valve install 4/19	350.00	CP(13)	350.00
1	Daily Rental Fee for Well Sounder - 4/8	40.00	CP(13)	40.00
1	Daily Rental of Vermeer CV573SGT Vac Trailer (4/30)	420.00	SP(12)	420.00
			Total	\$1,160.00

Invoice

Darcor & Associates, Inc
22601 N 17th Ave, Suite 240
Phoenix, AZ 85027

DATE

INVOICE #

5/31/2021

21007-03

BILL TO:

Navajo Water Company, Inc
7581 E Academy Blvd, Suite 229
Denver, CO 80230



DESCRIPTION

AMOUNT

Show Low / Navajo Water System Electrical Improvements Control & Integration
Services
Electrical Engineering Services

Progress Billing for:

(95% Progress billing for Task 1)	12,355.00
(60% Progress Billing for Task 3)	4,590.00
(95% Progress Billing for Task 4)	15,000.00
(60% Progress billing for Task 6)	6,240.00
(95% Progress Billing for Task 7)	15,000.00
(60% Progress Billing for Task 9)	5,580.00
(100% Billing for Task 12)	250.00
8.43% Sales Tax	6,188.46

**See Attached Billing Breakdown

TOTAL

\$65,203.46

BILLING BREAKDOWN

Client: Navajo Water Company, Inc
8825 N 23rd Ave, Suite 100
Phoenix, AZ 85021

Project: Show Low/Navajo WS Control Panels
Invoice No.: 21007-03
Period: 1-Apr-21 to 30-Apr-21
Due Date: 31-May-21

Contact: Jason Williamson

	<u>CONTRACT</u> <u>AMOUNT</u>	<u>AMOUNT</u> <u>PREVIOUSLY</u> <u>INVOICED</u>	<u>CURRENT</u> <u>AMOUNT</u> <u>INVOICED</u>	<u>AMOUNT</u> <u>INVOICED</u> <u>TO DATE</u>	<u>TOTAL</u> <u>AMOUNT</u> <u>REMAINING</u>
Item 1 - Chaparral PS RTU Cabinet	\$ 20,000.00	\$ 6,645.00	\$ 12,355.00	\$ 19,000.00	\$ 1,000.00
Item 2 - Chaparral PS Well Pump Controller	\$ 1,000.00	\$ -	\$ -	\$ -	\$ 1,000.00
Item 3 - Chaparral PS Field Instruments	\$ 7,650.00	\$ -	\$ 4,590.00	\$ 4,590.00	\$ 3,060.00
Item 4 - Summer Pines PS RTU Cabinet	\$ 20,000.00	\$ 4,000.00	\$ 15,000.00	\$ 19,000.00	\$ 1,000.00
Item 5 - Summer Pines PS Well Pump Starter	\$ 4,000.00	\$ -	\$ -	\$ -	\$ 4,000.00
Item 6 - Summer Pines Field Instruments	\$ 10,400.00	\$ -	\$ 6,240.00	\$ 6,240.00	\$ 4,160.00
Item 7 - Laguna PS RTU Cabinet	\$ 20,000.00	\$ 4,000.00	\$ 15,000.00	\$ 19,000.00	\$ 1,000.00
Item 8 - Laguna PS Well Pump Starter	\$ 4,000.00	\$ -	\$ -	\$ -	\$ 4,000.00
Item 9 - Laguna Field Instruments	\$ 9,300.00	\$ -	\$ 5,580.00	\$ 5,580.00	\$ 3,720.00
Item 10 - Payson SCADA (Subconsultant)	\$ 10,000.00	\$ -	\$ -	\$ -	\$ 10,000.00
Item 12 - Electrical Plans	\$ 5,000.00	\$ 4,500.00	\$ 250.00	\$ 4,750.00	\$ 250.00
Start up and Training	\$ 11,250.00	\$ -	\$ -	\$ -	\$ 11,250.00
Taxes	\$ 8,123.00	\$ -	\$ 6,188.46	\$ 6,188.46	\$ 1,934.54
Change Order No. 1 - Well Pump Starter	\$ 3,000.00	\$ -	\$ -	\$ -	\$ 3,000.00
Totals	\$ 133,723.00	\$ 19,145.00	\$ 65,203.46	\$ 84,348.46	\$ 49,374.54



JW Water Holdings, LLC

7581 E Academy Blvd. Suite 229
Denver, CO 80230

Invoice

Date	Invoice #
6/9/2021	1142

Bill To
Navajo Water Company P.O. Box 200595 Denver, CO 80220

Quantity	Description	Rate	Class	Amount
1	DuroMax XP4850EH Portable Generator - Daily Rate (may 27)	60.00	CP(13)	60.00
1	May 24 Rental of Vermeer CV573SGT Vac Trailer	420.00	SP(12)	420.00
1	LE May 25	350.00	LE(14)	350.00
	Navajo - Structures & improvements	500.00	Navajo(12)	500.00
	operator cell phones	21.45	Navajo(12)	21.45
	Chemicals - Chlorine	35.08	Navajo(12)	35.08
	Payson Shop - APS Bill	16.93	Navajo(12)	16.93
	Office Share	133.95	Navajo(12)	133.95
	Total Reimbursable Expenses			207.41
	Operator Wages			2,815.36
	Admin Wages			197.28
			Total	\$4,550.05

Invoice

Darcor & Associates, Inc
22601 N 17th Ave, Suite 240
Phoenix, AZ 85027

DATE

INVOICE #

6/30/2021

21007-04

BILL TO:

Navajo Water Company, Inc
7581 E Academy Blvd, Suite 229
Denver, CO 80230

DESCRIPTION

AMOUNT

Show Low / Navajo Water System Electrical Improvements Control & Integration
Services
Electrical Engineering Services

Motor controllers and most field instruments delivered

(100% Billing for Task 1)	1,000.00
(100% Billing for Task 2)	1,000.00
(90% Progress Billing for Task 3)	2,295.00
(100% Billing for Task 4)	1,000.00
(100% Billing for Task 5)	4,000.00
(90% Progress billing for Task 6)	3,120.00
(100% Billing for Task 7)	1,000.00
(100% Billing for Task 8)	4,000.00
(90% Progress Billing for Task 9)	2,790.00
(100% Billing for Task 12)	250.00
(100% Billing for Change Order No. 1)	3,000.00
8.43% Sales Tax	1,934.54

**See Attached Billing Breakdown

TOTAL

\$25,389.54

BILLING BREAKDOWN

Client: Navajo Water Company, Inc
8825 N 23rd Ave, Suite 100
Phoenix, AZ 85021

Project: Show Low/Navajo WS Control Panels

Invoice No.: 21007-04
Period: 1-May-21 to 30-Jun-21
Due Date: 31-Jul-21

Contact: Jason Williamson

	<u>CONTRACT</u> <u>AMOUNT</u>	<u>AMOUNT</u> <u>PREVIOUSLY</u> <u>INVOICED</u>	<u>CURRENT</u> <u>AMOUNT</u> <u>INVOICED</u>	<u>AMOUNT</u> <u>INVOICED</u> <u>TO DATE</u>	<u>TOTAL</u> <u>AMOUNT</u> <u>REMAINING</u>
Item 1 - Chaparral PS RTU Cabinet	\$ 20,000.00	\$ 19,000.00	\$ 1,000.00	\$ 20,000.00	\$ -
Item 2 - Chaparral PS Well Pump Controller	\$ 1,000.00	\$ -	\$ 1,000.00	\$ 1,000.00	\$ -
Item 3 - Chaparral PS Field Instruments	\$ 7,650.00	\$ 4,590.00	\$ 2,295.00	\$ 6,885.00	\$ 765.00
Item 4 - Summer Pines PS RTU Cabinet	\$ 20,000.00	\$ 19,000.00	\$ 1,000.00	\$ 20,000.00	\$ -
Item 5 - Summer Pines PS Well Pump Starter	\$ 4,000.00	\$ -	\$ 4,000.00	\$ 4,000.00	\$ -
Item 6 - Summer Pines Field Instruments	\$ 10,400.00	\$ 6,240.00	\$ 3,120.00	\$ 9,360.00	\$ 1,040.00
Item 7 - Laguna PS RTU Cabinet	\$ 20,000.00	\$ 19,000.00	\$ 1,000.00	\$ 20,000.00	\$ -
Item 8 - Laguna PS Well Pump Starter	\$ 4,000.00	\$ -	\$ 4,000.00	\$ 4,000.00	\$ -
Item 9 - Laguna Field Instruments	\$ 9,300.00	\$ 5,580.00	\$ 2,790.00	\$ 8,370.00	\$ 930.00
Item 10 - Payson SCADA (Subconsultant)	\$ 10,000.00	\$ -	\$ -	\$ -	\$ 10,000.00
Item 12 - Electrical Plans	\$ 5,000.00	\$ 4,750.00	\$ 250.00	\$ 5,000.00	\$ -
Start up and Training	\$ 11,250.00	\$ -	\$ -	\$ -	\$ 11,250.00
Taxes	\$ 8,123.00	\$ 6,188.46	\$ 1,934.54	\$ 8,123.00	\$ -
Change Order No. 1 - Well Pump Starter	\$ 3,000.00	\$ -	\$ 3,000.00	\$ 3,000.00	\$ -
Totals	\$ 133,723.00	\$ 84,348.46	\$ 25,389.54	\$ 109,738.00	\$ 23,985.00





Lewus Electric Company, Inc.
 1303 W. Red Baron Rd.
 Payson, AZ 85541
 928-468-6320
 lewus.jim@gmail.com
 www.lewuselectric.com



00000 AMODRA
 00000 STAI H DIDA
 00000 SA JEROPH
 00000 0000 0000 0000
 00000 0000 0000 0000

INVOICE

BILL TO
 JW Water Holding LLC
 7581 E. Academy
 Denver, CO 80230

SHIP TO
 JW Water Holding LLC
 1305 W. Red Baron Rd.
 Payson, AZ 85541

INVOICE # 5956
DATE 07/01/2021

TERMS Net 20

SHIP DATE 07/01/2021	SHIP VIA Will-Call	P.O. NUMBER NWCO- New Booster Sits	ORDERED BY: Diego
--------------------------------	------------------------------	--	-----------------------------

ACTIVITY	QTY	PRICE EACH	AMOUNT
05 2' X 2' Plastic Tank Pads	6	52.00	312.00T

SUBTOTAL	312.00
TAX	29.58
TOTAL	341.58
BALANCE DUE	\$341.58

THANK YOU FOR YOUR BUSINESS

Invoice

Customer #	Invoice Date	Invoice #
34350000	7/15/21	9821494-00
Customer PO #	PO Date	Page #
N-CHAP-NEW SITE 2021	6/10/21	1 of 6

Bill To
J W WATER HOLDINGS LLC 7581 E ACADEMY BLVD, #229 DENVER, CO 80230

Ship To
SHIP TO ADDRESS J W WATER HOLDINGS LLC 8212 MESCALERO RD PAYSON, AZ 85541

Instructions				Remit To
Ship Point	Via	Shipped	Terms	Dana Kepner Company, LLC PO Box 710281 Denver, CO 80271-0281
		7/14/21	Net 30 Days	

Notes

Line	Product and Description	Order Quantity	Backorder Quantity	Shipped Quantity	Qty UM	Unit Price	Price UM	Amount(Net)
2	0704150 4"x20' CLASS 235 PIPE, C900 PVC DR 18	4.00	0.00	4.00	PCS	6.04/ft		483.20
3	08S0280PE 2"X20' SCH 80 PVC PIPE, PLAIN END	3.00	0.00	3.00	PCS	3.4/ft		204.00
4	114100DR7 1" X 100' IPS 250 PSI POLYETHYLENE TUBING SIDR	1.00	0.00	1.00	ROL	0.71/ft		71.00
5	18L0403RMM 4X3" MJXMJ REDUCER, CL, SSB, DI, LESS ACCS	1.00	0.00	1.00	PCS	69.21	PCS	69.21
6	18L0490DOM 4" DOMESTIC MJ 90 BEND, CL,SSB,DI, LESS ACCS.	7.00	0.00	7.00	PCS	100.8	PCS	705.60
7	18L04AMFDM 4" DOMESTIC MJXFLG ADAPTOR, CL,SSB,DI, LESS ACCS.	2.00	0.00	2.00	PCS	93.94	PCS	187.88
8	18L04TMFDM 4" DOMESTIC MJXMJXF TEE, CL,SSB,DI, LESS ACCS	1.00	0.00	1.00	PCS	178.1	PCS	178.10

Customer #	Invoice #	Page #
34350000	9821494-00	2 of 6

Line	Product and Description	Order Quantity	Backorder Quantity	Shipped Qty	UM	Unit Price	Price UM	Amount(Net)
9	3004CFT2DOM 4X2" DOMESTIC COMPANION FLANGE FOR STEEL PIPE- 125# STD	7.00	0.00	7.00	PCS	103.07	PCS	721.49
10	3004TDOM 4" DOMESTIC FLANGED TEE, 125#	1.00	1.00	0.00	PCS	305.01	PCS	0.00
12	312003PVA 3" PVC PIPE MECH RESTRAINT W/ ACCS	1.00	0.00	1.00	PCS	44.2	PCS	44.20
14	3302503NLNS 1/4" X 3" NL BRASS NIPPLE	2.00	0.00	2.00	each	2.11	each	4.22
15	330502NL NL 1/2 X 2" BRASS NIPPLE	2.00	0.00	2.00	each	2.81	each	5.62
16	3307502NL NL 3/4 X 2" BRASS NIPPLE	1.00	0.00	1.00	each	3.51	each	3.51
17	3312502NL NL 1-1/4 X 2" BRASS NIPPLE	2.00	0.00	2.00	each	6.36	each	12.72
18	3312504NL NL 1-1/4 X 4" BRASS NIPPLE	5.00	0.00	5.00	each	10.66	each	53.30
19	3312512NLNS 1-1/4" x 12" NL BRASS NIPPLE	2.00	0.00	2.00	each	32.6	each	65.20
20	33208NL NL 2 X 8" BRASS NIPPLE	4.00	0.00	4.00	each	32.11	each	128.44
21	33210NL NL 2 X 10" BRASS NIPPLE	2.00	0.00	2.00	each	39.6	each	79.20
22	33212NL NL 2 X 12" BRASS NIPPLE	8.00	0.00	8.00	each	47.09	each	376.72
23	3302502NLNS 1/4" X 2" NL BRASS NIPPLE	2.00	0.00	2.00	each	2.11	each	4.22
24	34025S90NLNS 1/4" NL ST 90 BEND	1.00	0.00	1.00	each	3.41	each	3.41
25	3412590NL 1-1/4" 90 ELL, THREADED, NO LEAD BRASS	2.00	0.00	2.00	PCS	10.47	PCS	20.94

Customer #	Invoice #	Page #
34350000	9821494-00	3 of 6

Line	Product and Description	Order Quantity	Backorder Quantity	Shipped Qty	UM	Unit Price	Price UM	Amount(Net)
26	34125TNL 1-1/4" TEE, THREADED, NO LEAD BRASS	1.00	0.00	1.00	PCS	12.9	PCS	12.90
27	34125UNL 1-1/4" UNION, NO LEAD BRASS	2.00	0.00	2.00	PCS	20.86	PCS	41.72
28	342075CNL 2X3/4" REDUCING CPLG, THREADED, NO LEAD BRASS	1.00	0.00	1.00	PCS	22.69	PCS	22.69
29	34B05025NL 1/2X1/4" HEX BUSHING, NO LEAD BRASS	2.00	0.00	2.00	PCS	2.26	PCS	4.52
30	34B075025NL 3/4X1/4" HEX BUSHING, NO LEAD BRASS	3.00	0.00	3.00	PCS	3.29	PCS	9.87
31	34B12505NLNS 1-1/4" X 1/2" NL BRASS BUSHING	1.00	0.00	1.00	each	7.64	each	7.64
32	34B2125NL 2X1-1/4" HEX BUSHING, NO LEAD BRASS	2.00	0.00	2.00	PCS	11.1	PCS	22.20
33	37S829020 2" SCH 80 PVC COUPLING, SXS, #829020	3.00	0.00	3.00	PCS	5.96	PCS	17.88
34	4102WCVNS CVC-2 2" WAFER CHECK VALVE	3.00	3.00	0.00	each	88.29	each	0.00
35	41BBV025NL 1/4" THREADED BRONZE BAL L VALVE, NO LEAD	1.00	0.00	1.00	each	6.07	each	6.07
36	41BBV05NL 1/2" THREADED BRONZE BAL L VALVE, NO LEAD	1.00	0.00	1.00	PCS	5.41	PCS	5.41
37	41BBV2NL 2" THREADED BRONZE BALL VALVE, NO LEAD	5.00	1.00	4.00	PCS	48.39	PCS	193.56
38	43DL04ML 4" MJ RW DI OL VALVE, LESS ACCS	1.00	0.00	1.00	PCS	583.24	PCS	583.24
39	51B24ADOM 24" 6855 DOMESTIC VALVE BOX BOTTOM SECTION SLIP TYPE	1.00	0.00	1.00	PCS	76.33	PCS	76.33

Customer #	Invoice #	Page #
34350000	9821494-00	4 of 6

Line	Product and Description	Order Quantity	Backorder Quantity	Shipped Qty	UM	Unit Price	Price UM	Amount(Net)
40	51T16ADOM DOMESTIC 16" VALVE BOX TOP SECTION SLIP TYPE	1.00	0.00	1.00	PCS	89.06	PCS	89.06
41	51LWDOM 5-1/4" DOMESTIC VB DROP LID, MARKED "WATER"	1.00	0.00	1.00	PCS	18.6	PCS	18.60
42	62ALPHA4 ROMAC 4" ALPHA RESTRAINE D COUPLING	1.00	0.00	1.00	PCS	299.76	PCS	299.76
43	62MACRO3 ROMAC 3" MACRO COUPLING 3.13-4.13	1.00	0.00	1.00	PCS	183.79	PCS	183.79
44	64S910404 S91-404 FORD BRASS SADDLE FOR C-900 PVC PIPE (DUCTILE SIZED) 4.80" O.D. X 1" I.P. TAP	2.00	0.00	2.00	PCS	47.57	PCS	95.14
45	67B11333WNL NL 3/4" B11-333W FORD BALL VALVE	3.00	2.00	1.00	PCS	75.69	PCS	75.69
46	67C1644GNL NL 1" C16-44-G FORD PJ COUPLING FEMALE IRON PIPE THREAD TOGRIP JOINT FOR PE PIPE	2.00	0.00	2.00	PCS	35.09	PCS	70.18
47	67C8634GNL NL 3/4X1" C86-34-G FORD PJ COUPLING	2.00	0.00	2.00	PCS	45.67	PCS	91.34
48	67C8777NL NL 2" C87-77 FORD PJ COUPLING ADAPTER FOR PVC PIPE MALE IRON PIPE THREAD TO PACK JOINT FOR PVC PIPE	1.00	0.00	1.00	PCS	119.65	PCS	119.65
49	67FB5004NL NL 1" FB500 FORD CORP STOP (BALL CORP) MALE IRON PIPE THREAD, BOTH ENDS	2.00	0.00	2.00	PCS	74.77	PCS	149.54
50	67I72 #72 FORD INSERT STIFFENER FOR 1" (IPS) #53 INSERT) 1/4" CTS POLYETHYLENE PIPE	6.00	0.00	6.00	PCS	2.51	PCS	15.06
51	67L7777NL NL 2" L77-77 FORD PJ ELL	2.00	2.00	0.00	PCS	297.76	PCS	0.00

Customer #	Invoice #	Page #
34350000	9821494-00	5 of 6

Line	Product and Description	Order Quantity	Backorder Quantity	Shipped Qty	UM	Unit Price	Price UM	Amount(Net)
52	82CMB1STU NO 1 STACKABLE CONCRETE METER BOX, 12X18" TUCSON SPEC	3.00	0.00	3.00	PCS	22.57	PCS	67.71
53	82CMBL1BTU NO 1 BENT STEEL LID, TUCSON SPEC	3.00	0.00	3.00	PCS	28.96	PCS	86.88
54	8658116NS 5/8-11 6" A307 HEX HEAD ZINK BOLT	24.00	0.00	24.00	each	1.33	each	31.92
55	8658BNS 5/8-11 FINISHED HEX ZINK NUT	24.00	0.00	24.00	each	0.51	each	12.24
56	867300 2"-3"BOLT PACK CONSISTING OF 4 PLATED BOLTS & NUTS 5/8" x 2-1/2"	1.00	0.00	1.00	PCS	4.0	PCS	4.00
57	867302 4" BOLT PACK CONSISTING OF 8 PLATED BOLTS & NUTS 5/8X3"	6.00	0.00	6.00	PCS	5.58	PCS	33.48
58	86FG04FT 4" FLG GASKET, 150# FF FLANGE TYTE	6.00	0.00	6.00	each	13.88	each	83.28
59	86FGCI028 2" CIFF 1/8" GASKET 125#	7.00	0.00	7.00	PCS	3.0	PCS	21.00
60	95GLF25100 2-1/2" OIL FILLED GAUGE, 0-100	1.00	0.00	1.00	PCS	32.13	PCS	32.13
61	3312508NLNS 1-1/4" X 8" NL BRASS NIPPLE	2.00	0.00	2.00	each	22.04	each	44.08
62	040412FFNS 4" X 1' FLG X FLG SPOOL W/ 1-1/4" FIPT @ 3&9	1.00	0.00	1.00	each	420.3	each	420.30
63	312004PV 4" PVC PIPE MECH RESTRAINT (COLOR CODED RED)	18.00	0.00	18.00	PCS	28.69	PCS	516.42
64	18BG0440 4" MJ BOLT & GASKET PAK W/4-3/4X4.0" COR-TEN T-HEAD BOLTS/NUTS & MJ GASKET	18.00	0.00	18.00	PCS	20.81	PCS	374.58

Customer #	Invoice #	Page #
34350000	9821494-00	6 of 6

61	Lines Total	Qty Shipped	217.00	Subtotal	7,362.04
		Total		Freight In	226.01
				City Tax	60.49
				County Tax	25.16
				State Tax	169.50
				Total Due	7,843.20

Invoice

Customer #	Invoice Date	Invoice #
34350000	7/15/21	9821495-00
Customer PO #	PO Date	Page #
N-LE-NEWSITE 2021	6/10/21	1 of 5

Bill To
J W WATER HOLDINGS LLC 7581 E ACADEMY BLVD, #229 DENVER, CO 80230

Ship To
SHIP TO ADDRESS J W WATER HOLDINGS LLC 8212 MESCALERO RD PAYSON, AZ 85541

Instructions				Remit To	
Ship Point	Via	Shipped	Terms	Dana Kepner Company, LLC PO Box 710281 Denver, CO 80271-0281	
		7/14/21	Net 30 Days		

Notes

Line	Product and Description	Order Quantity	Backorder Quantity	Shipped Quantity	Qty UM	Unit Price	Price UM	Amount(Net)
1	0704150 4"x20' CLASS 235 PIPE, C900 PVC DR 18	5.00	0.00	5.00	PCS	6.47/ft		647.00
2	08S0280PE 2"x20' SCH 80 PVC PIPE, PLAIN END	6.00	0.00	6.00	PCS	4.37/ft		524.40
3	18L0490DOM 4" DOMESTIC MJ 90 BEND, CL,SSB,DI, LESS ACCS.	3.00	0.00	3.00	PCS	100.8	PCS	302.40
4	18L0490MFDOM 4" DOMESTIC MJXFLG 90 BEND, CL, SSB,DI,LESS ACCS.	1.00	0.00	1.00	PCS	93.94	PCS	93.94
5	3004CFT2DOM 4X2" DOMESTIC COMPANION FLANGE FOR STEEL PIPE- 125# STD	3.00	0.00	3.00	PCS	103.07	PCS	309.21
6	3004TDOM 4" DOMESTIC FLANGED TEE, 125#	1.00	1.00	0.00	PCS	305.01	PCS	0.00

Customer #	Invoice #	Page #
34350000	9821495-00	2 of 5

Line	Product and Description	Order Quantity	Backorder Quantity	Shipped Qty	UM	Unit Price	Price UM	Amount(Net)
7	312004PV 4" PVC PIPE MECH RESTRAINT (COLOR CODED RED)	12.00	0.00	12.00	PCS	28.69	PCS	344.28
8	3302503NLNS 1/4" X 3" NL BRASS NIPPLE	2.00	0.00	2.00	each	4.3	each	8.60
9	330408NLNS 4" x 8" NL BRASS NIPPLE	5.00	5.00	0.00	each	151.63	each	0.00
10	330502NL NL 1/2 X 2" BRASS NIPPLE	3.00	0.00	3.00	each	2.39	each	7.17
13	3312506NL NL 1-1/4 X 6" BRASS NIPPLE	2.00	0.00	2.00	EACH	15.21	EACH	30.42
14	3312512NLNS 1-1/4" x 12" BRASS NIPPLE	5.00	0.00	5.00	each	32.6	each	163.00
15	332025NLNS 2" x 2-1/2" NL BRASS NL NIPPLE	6.00	0.00	6.00	each	12.01	each	72.06
16	33203NL NL 2 X 3" BRASS NIPPLE	6.00	0.00	6.00	EACH	12.9	EACH	77.40
17	33204NL NL 2 X 4" BRASS NIPPLE	4.00	0.00	4.00	EACH	16.66	EACH	66.64
18	33206NL NL 2 X 6" BRASS NIPPLE	6.00	0.00	6.00	EACH	24.24	EACH	145.44
19	33212NL NL 2 X 12" BRASS NIPPLE	4.00	0.00	4.00	EACH	47.09	EACH	188.36
20	3402590SNLNS 1/4" NL BRASS ST 90	1.00	0.00	1.00	each	3.41	each	3.41
21	340590NL 1/2" 90 ELL, THREADED, NO LEAD BRASS	1.00	0.00	1.00	PCS	3.67	PCS	3.67
22	3405TNL 1/2" TEE, THREADED, NO LEAD BRASS	1.00	0.00	1.00	PCS	4.11	PCS	4.11
23	34125CNL 1-1/4" CPLG, THREADED, NO LEAD BRASS	2.00	0.00	2.00	PCS	8.36	PCS	16.72

Customer #	Invoice #	Page #
34350000	9821495-00	3 of 5

Line	Product and Description	Order Quantity	Backorder Quantity	Shipped Qty	UM	Unit Price	Price UM	Amount(Net)
24	34125TNL 1-1/4" TEE, THREADED, NO LEAD BRASS	1.00	0.00	1.00	PCS	12.9	PCS	12.90
25	34125UNL 1-1/4" UNION, NO LEAD BRASS	2.00	0.00	2.00	PCS	20.86	PCS	41.72
26	342TNL 2" TEE, THREADED, NO LEAD BRASS	4.00	0.00	4.00	PCS	28.19	PCS	112.76
27	344CPLNGNLNS 4" NL BRASS COUPLING	1.00	0.00	1.00	each	172.46	each	172.46
28	34B05025NL 1/2X1/4" HEX BUSHING, NO LEAD BRASS	2.00	0.00	2.00	PCS	2.26	PCS	4.52
29	34B12505NLNS 1-1/4" x 1/2" NL BRASS BUSHING	1.00	0.00	1.00	each	7.64	each	7.64
30	34B2125NL 2X1-1/4" HEX BUSHING, NO LEAD BRASS	2.00	0.00	2.00	PCS	11.1	PCS	22.20
31	34B402NLNS 4" x 2" NL BRASS BUSHING	1.00	0.00	1.00	each	194.91	each	194.91
32	37S829020 2" SCH 80 PVC COUPLING, SXS, #829020	5.00	0.00	5.00	PCS	5.96	PCS	29.80
33	4102WCVNS CVC-2 2" WAFFER CHK VALVE	3.00	3.00	0.00	each	88.29	each	0.00
34	41BBV025NL 1/4" THREADED BRONZE BAL L VALVE, NO LEAD	3.00	0.00	3.00	PCS	5.8	PCS	17.40
35	41BBV05NL 1/2" THREADED BRONZE BAL L VALVE, NO LEAD	1.00	0.00	1.00	PCS	7.61	PCS	7.61
36	41BBV2NL 2" THREADED BRONZE BALL VALVE, NO LEAD	5.00	0.00	5.00	PCS	48.39	PCS	241.95
37	41BBV4NL 4" THREADED BRONZE BALL VALVE, NO LEAD	4.00	0.00	4.00	PCS	298.14	PCS	1,192.56

Customer #	Invoice #	Page #
34350000	9821495-00	4 of 5

Line	Product and Description	Order Quantity	Backorder Quantity	Shipped Qty	UM	Unit Price	Price UM	Amount(Net)
38	43DL04ML 4" MJ RW DI OL VALVE, LESS ACCS	1.00	0.00	1.00	PCS	583.24	PCS	583.24
39	51B24ADOM 24" 6855 DOMESTIC VALVE BOX BOTTOM SECTION SLIP TYPE	5.00	0.00	5.00	PCS	76.33	PCS	381.65
40	51LWDOM 5-1/4" DOMESTIC VB DROP LID, MARKED "WATER"	5.00	0.00	5.00	PCS	18.6	PCS	93.00
41	51T16ADOM DOMESTIC 16" VALVE BOX TOP SECTION SLIP TYPE	5.00	0.00	5.00	PCS	89.06	PCS	445.30
42	6250102650265 2" ROMAC 501-265X265 COUPLING	2.00	0.00	2.00	PCS	53.06	PCS	106.12
43	62ALPHA4 ROMAC 4" ALPHA RESTRAINE D COUPLING	1.00	0.00	1.00	PCS	299.76	PCS	299.76
44	62MACRO4 ROMAC 4" MACRO COUPLING 4.40-5.60 (CONSISTS OF END RINGS, CENTER RINGS AND BOLT GUIDES)	1.00	0.00	1.00	EACH	236.66	EACH	236.66
45	64S910407 S91-407 FORD BRASS SADDLE FOR C-900 PVC PIPE (DUCTILE SIZED) 4.80" O.D. X 2" I.P. TAP	1.00	0.00	1.00	PCS	118.96	PCS	118.96
46	67B11777WNL NL 2" B11-777W FORD BALL VALVE WITH FEMALE IRON PIPE THREAD,BOTH ENDS~ WITH PADLOCK WINGS	4.00	0.00	4.00	PCS	341.44	PCS	1,365.76
47	67C1777NL NL C17-77 FORD PJ COUPLING FEMALE IRON PIPE THREAD TO PACK JOINT FOR PVC PIPE	1.00	0.00	1.00	PCS	143.74	PCS	143.74
48	67C8777NL NL 2" C87-77 FORD PJ COUPLING ADAPTER FOR PVC PIPE MALE IRON PIPE THREAD TO PACK JOINT FOR PVC PIPE	6.00	0.00	6.00	PCS	125.11	PCS	750.66

Customer #	Invoice #	Page #
34350000	9821495-00	5 of 5

Line	Product and Description	Order Quantity	Backorder Quantity	Shipped Quantity	Qty U M	Unit Price	Price U M	Amount(Net)
49	67L7777NL NL 2" L77-77 FORD PJ ELL	6.00	6.00	0.00	PCS	311.36	PCS	0.00
50	67L8777NLNS L87-77-NL MIP x PJ 90	1.00	0.00	1.00	each	173.61	each	173.61
51	8658116NS 5/8-11 6" A307 HEX HEAD BOLT ZINK	12.00	0.00	12.00	each	1.33	each	15.96
52	8658BNS 5/8-11 FINISHED HEX NUT ZINK	12.00	0.00	12.00	each	0.51	each	6.12
53	867302 4" BOLT PACK CONSISTING OF 8 PLATED BOLTS & NUTS 5/8X3"	3.00	0.00	3.00	PCS	5.58	PCS	16.74
54	3302504NLNS 1/4" X 4" NL BRASS NIPPL	2.00	0.00	2.00	each	2.7	each	5.40
55	86FG04FT 4" FLG GASKET, 150# FF FLANGE TYTE	3.00	0.00	3.00	EACH	13.19	EACH	39.57
56	86FGCI028 2" CIFF 1/8" GASKET 125#	6.00	0.00	6.00	PCS	3.0	PCS	18.00
57	920412SSFCNS 4" x 12" SS FLEX COUP MIP BOTH SIDES	1.00	0.00	1.00	each	414.37	each	414.37
58	95GLF25100 2-1/2" OIL FILLED GAUGE, 0-100	1.00	0.00	1.00	PCS	26.73	PCS	26.73
59	95WT12B 12 GAUGE TRACERWIRE BLUE 500' ROLLS	500.00	0.00	500.00	FT	0.21	FT	105.00
60	18BG0440 4" MJ BOLT & GASKET PAK W/4-3/4X4.0" COR-TEN T-HEAD BOLTS/NUTS & MJ GASKET	12.00	0.00	12.00	PCS	20.81	PCS	249.72

58	Lines Total	Qty Shipped Total	690.00	Subtotal	10,662.73
				Freight In	28.53
				City Tax	124.57
				County Tax	51.69
				State Tax	348.82
				Total Due	11,216.34

Dana Kepner Company, LLC/Western Industrial Supply, LLC standard terms and conditions apply. All returns must be approved and in full saleable condition. Returns will be subject to a restocking charge. Service charges will be applied to invoices that are not paid within terms.

Invoice

Customer #	Invoice Date	Invoice #
34350000	7/23/21	9822125-00
Customer PO #	PO Date	Page #
N-CHAP-NEW SITE 2021	7/22/21	1 of 1

Bill To
J W WATER HOLDINGS LLC 7581 E ACADEMY BLVD, #229 DENVER, CO 80230

Ship To
SHIP TO ADDRESS J W WATER HOLDINGS LLC 8212 MESCALERO RD PAYSON, AZ 85541

Instructions				Remit To	
				Dana Kepner Company, LLC PO Box 710281 Denver, CO 80271-0281	
Ship Point	Via	Shipped	Terms		
		7/23/21	Net 30 Days		

Notes

Line	Product and Description	Order Quantity	Backorder Quantity	Shipped Quantity	Qty UM	Unit Price	Price UM	Amount(Net)
1	3312512NLNS 1-1/4" x 12" BRASS NIPPLE	2.00	0.00	2.00	each	32.6	each	65.20
2	331210NLNS 2" X 10" NL BRASS NIPPLE	2.00	0.00	2.00	each	44.22	each	88.44
3	34B12505NLNS 1-1/4" X 1/2" NL BRASS BUSHING	1.00	0.00	1.00	each	7.65	each	7.65

3	Lines Total	Qty Shipped Total	5.00	Subtotal	161.29
				Freight In	11.00
				City Tax	3.23
				County Tax	1.34
				State Tax	9.03
				Total Due	185.89

Invoice

Customer #	Invoice Date	Invoice #
34350000	7/23/21	9821494-01
Customer PO #	PO Date	Page #
N-CHAP-NEW SITE 2021	6/10/21	1 of 1

Bill To
J W WATER HOLDINGS LLC 7581 E ACADEMY BLVD, #229 DENVER, CO 80230

Ship To
SHIP TO ADDRESS J W WATER HOLDINGS LLC 8212 MESCALERO RD PAYSON, AZ 85541

Instructions				Remit To	
Ship Point	Via	Shipped	Terms	Dana Kepner Company, LLC PO Box 710281 Denver, CO 80271-0281	
		7/23/21	Net 30 Days		

Notes

Line	Product and Description	Order Quantity	Backorder Quantity	Shipped Quantity	Qty UM	Unit Price	Price UM	Amount(Net)
10	3004TDOM 4" DOMESTIC FLANGED TEE, 125#	1.00	0.00	1.00	PCS	305.01	PCS	305.01
37	41BBV2NL 2" THREADED BRONZE BALL VALVE, NO LEAD	1.00	0.00	1.00	PCS	48.39	PCS	48.39
45	67B11333WNL NL 3/4" B11-333W FORD BALL VALVE	2.00	0.00	2.00	PCS	75.69	PCS	151.38
51	67L7777NL NL 2" L77-77 FORD PJ ELL	2.00	0.00	2.00	PCS	297.76	PCS	595.52

4 Lines Total	Qty Shipped Total	6.00	Subtotal	1,100.30
			Freight In	22.00
			City Tax	15.91
			County Tax	6.59
			State Tax	44.54
			Total Due	1,189.34

Invoice

Customer #	Invoice Date	Invoice #
34350000	7/23/21	9821495-01
Customer PO #	PO Date	Page #
N-LE-NEWSITE 2021	6/10/21	1 of 1

Bill To
J W WATER HOLDINGS LLC 7581 E ACADEMY BLVD, #229 DENVER, CO 80230

Ship To
SHIP TO ADDRESS J W WATER HOLDINGS LLC 8212 MESCALERO RD PAYSON, AZ 85541

Instructions				Remit To	
Ship Point	Via	Shipped	Terms	Dana Kepner Company, LLC PO Box 710281 Denver, CO 80271-0281	
		7/23/21	Net 30 Days		

Notes

Line	Product and Description	Order Quantity	Backorder Quantity	Shipped Quantity	Qty UOM	Unit Price	Price UOM	Amount(Net)
6	3004TDOM 4" DOMESTIC FLANGED TEE, 125#	1.00	0.00	1.00	PCS	305.01	PCS	305.01
9	330408NLNS 4" x 8" NL BRASS NIPPLE	5.00	5.00	0.00	each	151.63	each	0.00
49	67L7777NL NL 2" L77-77 FORD PJ ELL	6.00	0.00	6.00	PCS	311.36	PCS	1,868.16

3	Lines Total	Qty Shipped Total	7.00	Subtotal	2,173.17
				Freight In	22.00
				City Tax	37.36
				County Tax	15.51
				State Tax	104.62
				Total Due	2,352.66

Invoice

Customer #	Invoice Date	Invoice #
34350000	7/23/21	9821522-01
Customer PO #	PO Date	Page #
N-SP-NEW SITE 2021	6/11/21	1 of 1

Bill To
J W WATER HOLDINGS LLC 7581 E ACADEMY BLVD, #229 DENVER, CO 80230

Ship To
SHIP TO ADDRESS J W WATER HOLDINGS LLC 8212 MESCALERO RD PAYSON, AZ 85541

Instructions				Remit To	
Ship Point	Via	Shipped	Terms	Dana Kepner Company, LLC PO Box 710281 Denver, CO 80271-0281	
		7/23/21	Net 30 Days		

Notes

Line	Product and Description	Order Quantity	Backorder Quantity	Shipped Quantity	Qty UM	Unit Price	Price UM	Amount(Net)
9	3004TDOM 4" DOMESTIC FLANGED TEE, 125#	1.00	0.00	1.00	PCS	305.01	PCS	305.01
52	67L7777NL NL 2" L77-77 FORD PJ ELL	2.00	0.00	2.00	PCS	297.76	PCS	595.52

2	Lines Total	Qty Shipped Total	3.00	Subtotal	900.53
				Freight In	22.00
				City Tax	11.91
				County Tax	4.94
				State Tax	33.35
				Total Due	972.73

Invoice

Customer #	Invoice Date	Invoice #
34350000	7/23/21	9822126-00
Customer PO #	PO Date	Page #
N-LE-NEW SITE 2021	7/22/21	1 of 1

Bill To
J W WATER HOLDINGS LLC 7581 E ACADEMY BLVD, #229 DENVER, CO 80230

Ship To
SHIP TO ADDRESS J W WATER HOLDINGS LLC 8212 MESCALERO RD PAYSON, AZ 85541

Instructions				Remit To	
Ship Point	Via	Shipped	Terms	Dana Kepner Company, LLC PO Box 710281 Denver, CO 80271-0281	
		7/23/21	Net 30 Days		

Notes

Line	Product and Description	Order Quantity	Backorder Quantity	Shipped Quantity	Qty UM	Unit Price	Price UM	Amount(Net)
1	3002CF 2" COMPANION FLANGE FOR STEEL PIPE-125# STD	6.00	0.00	6.00	PCS	16.69	PCS	100.14
2	3312503NLNS 1-1/4" X 3" NL BRASS NIPPLE	2.00	0.00	2.00	each	8.6	each	17.20
4	86FGCI028 2" CIFF 1/8" GASKET 125#	6.00	0.00	6.00	PCS	2.35	PCS	14.10

3	Lines Total	Qty Shipped Total	14.00	Subtotal	131.44
				Freight In	13.00
				City Tax	2.63
				County Tax	1.09
				State Tax	7.36
				Total Due	155.52

Invoice

Customer #	Invoice Date	Invoice #
34350000	7/23/21	9822127-00
Customer PO #	PO Date	Page #
N-SP-NEW SITE 2021	7/22/21	1 of 2

Bill To
J W WATER HOLDINGS LLC 7581 E ACADEMY BLVD, #229 DENVER, CO 80230

Ship To
SHIP TO ADDRESS J W WATER HOLDINGS LLC 8212 MESCALERO RD PAYSON, AZ 85541

Instructions				Remit To	
Ship Point	Via	Shipped	Terms	Dana Kepner Company, LLC PO Box 710281 Denver, CO 80271-0281	
		7/23/21	Net 30 Days		

Notes

Line	Product and Description	Order Quantity	Backorder Quantity	Shipped Quantity	Qty UM	Unit Price	Price UM	Amount(Net)
1	34025ST90NLNS 1/4" NL BRASS ST 90	1.00	0.00	1.00	each	3.42	each	3.42
2	67C8777NL NL 2" C87-77 FORD PJ COUPLING ADAPTER FOR PVC PIPE MALE IRON PIPE THREAD TO PACK JOINT FOR PVC PIPE	4.00	2.00	2.00	PCS	125.11	PCS	250.22
3	3002CF 2" COMPANION FLANGE FOR STEEL PIPE-125# STD	6.00	0.00	6.00	PCS	16.69	PCS	100.14
4	37S817020 2" SCH80 45 SXS	2.00	2.00	0.00	PCS	10.8	PCS	0.00
5	18GT03IPSDOM 3" DOMESTIC MJ X IPS TRANSITION GASKET	2.00	0.00	2.00	PCS	7.77	PCS	15.54
6	64S910407 S91-407 FORD BRASS SADDLE FOR C-900 PVC PIPE (DUCTILE SIZED) 4.80" O.D. X 2" I.P. TAP	1.00	0.00	1.00	PCS	106.42	PCS	106.42

Customer #	Invoice #	Page #
34350000	9822127-00	2 of 2

Line	Product and Description	Order Quantity	Backorder Quantity	Shipped Quantity	Qty UM	Unit Price	Price UM	Amount(Net)
7	86FGCI028 2" CIFF 1/8" GASKET 125#	6.00	0.00	6.00	PCS	2.35	PCS	14.10
9	18GT03IPS 3" MJ X IPS TRANSITION GASKET	1.00	0.00	1.00	PCS	7.94	PCS	7.94

8	Lines Total	Qty Shipped Total	19.00	Subtotal	497.78
				Freight In	13.00
				City Tax	7.82
				County Tax	3.26
				State Tax	21.91
				Total Due	543.77

Invoice

Customer #	Invoice Date	Invoice #
34350000	7/26/21	9822098-00
Customer PO #	PO Date	Page #
N-CHAP-NEW SITE 2021	7/21/21	1 of 2

Bill To
J W WATER HOLDINGS LLC 7581 E ACADEMY BLVD, #229 DENVER, CO 80230

Ship To
SHIP TO ADDRESS J W WATER HOLDINGS LLC 8212 MESCALERO RD PAYSON, AZ 85541

Instructions				Remit To	
Ship Point	Via	Shipped	Terms	Dana Kepner Company, LLC PO Box 710281 Denver, CO 80271-0281	
		7/23/21	Net 30 Days		

Notes

Line	Product and Description	Order Quantity	Backorder Quantity	Shipped Quantity	Qty UM	Unit Price	Price UM	Amount(Net)
1	3002CFDOM 2" DOMESTIC COMPANION FLANGE FOR STEEL PIPE- 125# STD	6.00	0.00	6.00	PCS	21.15	PCS	126.90
2	3402590NL 1/4" 90 ELL, THREADED, NO LEAD BRASS	6.00	0.00	6.00	PCS	4.23	PCS	25.38
3	34025TNL 1/4" TEE, THREADED, NO LEAD BRASS	1.00	0.00	1.00	PCS	5.89	PCS	5.89
4	41BBV125NL 1-1/4" NL THREADED BALL VALVE	2.00	0.00	2.00	PCS	21.57	PCS	43.14
5	330504NLNS 1/2" X 4" NL BRASS NIPPL	1.00	0.00	1.00	each	4.35	each	4.35
6	86FGCI028 2" CIFF 1/8" GASKET 125#	6.00	0.00	6.00	PCS	2.35	PCS	14.10

Customer #	Invoice #	Page #
34350000	9822098-00	2 of 2

6	Lines Total	Qty Shipped	22.00	Subtotal	219.76
		Total		Freight In	18.00
				City Tax	4.40
				County Tax	1.83
				State Tax	12.30
				Total Due	256.29

Invoice

Customer #	Invoice Date	Invoice #
34350000	7/26/21	9822123-00
Customer PO #	PO Date	Page #
N-LE-NEWSITE-2021	7/22/21	1 of 1

Bill To
J W WATER HOLDINGS LLC 7581 E ACADEMY BLVD, #229 DENVER, CO 80230

Ship To
SHIP TO ADDRESS J W WATER HOLDINGS LLC 8212 MESCALERO RD PAYSON, AZ 85541

Instructions				Remit To	
Ship Point	Via	Shipped	Terms	Dana Kepner Company, LLC PO Box 710281 Denver, CO 80271-0281	
		7/23/21	Net 30 Days		

Notes

Line	Product and Description	Order Quantity	Backorder Quantity	Shipped Quantity	Qty UM	Unit Price	Price UM	Amount(Net)
1	35412 4 x 12" GALV NIPPLE	2.00	0.00	2.00	each	37.35	each	74.70
2	35406 4" X 6" GALV NIPPLE	3.00	0.00	3.00	PCS	24.6	PCS	73.80
3	36490 4" GALVANIZED 90 ELL	2.00	0.00	2.00	PCS	58.46	PCS	116.92
4	364C 4" GALVANIZED COUPLING	1.00	0.00	1.00	PCS	56.34	PCS	56.34
5	35406 4" X 6" GALV NIPPLE	1.00	0.00	1.00	PCS	37.35	PCS	37.35

5 Lines Total	Qty Shipped Total	9.00	Subtotal	359.11
			City Tax	0.00
			County Tax	0.00
			State Tax	0.00
			Total Due	359.11

Invoice

Customer #	Invoice Date	Invoice #
34350000	7/28/21	9822135-00
Customer PO #	PO Date	Page #
N-SP-NEW SITE 2021	7/23/21	1 of 1

Bill To
J W WATER HOLDINGS LLC 7581 E ACADEMY BLVD, #229 DENVER, CO 80230

Ship To
SHIP TO ADDRESS J W WATER HOLDINGS LLC 8212 MESCALERO RD PAYSON, AZ 85541

Instructions				Remit To	
				Dana Kepner Company, LLC PO Box 710281 Denver, CO 80271-0281	
Ship Point	Via	Shipped	Terms		
		7/28/21	Net 30 Days		

Notes

Line	Product and Description	Order Quantity	Backorder Quantity	Shipped Quantity	Qty UM	Unit Price	Price UM	Amount(Net)
1	8658WNS 5/8" SAE ZINK FLAT WASHER	50.00	0.00	50.00	each	0.08	each	4.00

1	Lines Total	Qty Shipped	50.00	Subtotal	4.00
		Total		Freight In	10.25
				City Tax	0.08
				County Tax	0.03
				State Tax	0.23
				Total Due	14.59

Invoice

Customer #	Invoice Date	Invoice #
34350000	7/30/21	9821522-00
Customer PO #	PO Date	Page #
N-SP-NEW SITE 2021	6/11/21	1 of 5

Bill To
J W WATER HOLDINGS LLC 7581 E ACADEMY BLVD, #229 DENVER, CO 80230

Ship To
SHIP TO ADDRESS J W WATER HOLDINGS LLC 8212 MESCALERO RD PAYSON, AZ 85541

Instructions				Remit To
Ship Point	Via	Shipped	Terms	Dana Kepner Company, LLC PO Box 710281 Denver, CO 80271-0281
		7/30/21	Net 30 Days	

Notes

Line	Product and Description	Order Quantity	Backorder Quantity	Shipped Quantity	Qty UM	Unit Price	Price UM	Amount(Net)
1	0704150 4"x20' CLASS 235 PIPE, C900 PVC DR 18	4.00	0.00	4.00	PCS	6.47/ft		517.60
2	08S0280PE 2"X20' SCH 80 PVC PIPE, PLAIN END	2.00	0.00	2.00	PCS	3.74/ft		149.60
3	18L03T 3" MJ TEE, CL, SSB, DI, LESS ACCS	1.00	0.00	1.00	PCS	81.51	PCS	81.51
4	18L0403RMM 4X3" MJXMJ REDUCER, CL, SSB, DI, LESS ACCS	1.00	0.00	1.00	PCS	57.0	PCS	57.00
5	18L0490DOM 4" DOMESTIC MJ 90 BEND, CL,SSB,DI, LESS ACCS.	5.00	0.00	5.00	each	100.8	each	504.00
6	18L04AMFDM 4" DOMESTIC MJXFLG ADAPTOR, CL,SSB,DI, LESS ACCS.	1.00	0.00	1.00	PCS	93.94	PCS	93.94
7	18L04CDOM 4" DOMESTIC MJ CAP, SSB, DI, LESS ACCS	1.00	0.00	1.00	PCS	47.96	PCS	47.96

Customer #	Invoice #	Page #
34350000	9821522-00	2 of 5

Line	Product and Description	Order Quantity	Backorder Quantity	Shipped Qty	UM	Unit Price	Price UM	Amount(Net)
8	18L04CT2DOM 4X2" DOMESTIC MJ TAPT CAP, CL,SSB,DI, LESS ACCS.	3.00	0.00	3.00	PCS	103.07	PCS	309.21
9	3004TDOM 4" DOMESTIC FLANGED TEE, 125#	1.00	1.00	0.00	PCS	305.01	PCS	0.00
10	312003PVA 3" PVC PIPE MECH RESTRAINT W/ ACCS	3.00	0.00	3.00	PCS	44.2	PCS	132.60
11	312004PVA 4" PVC PIPE MECH RESTRAINT W/ ACCS	16.00	0.00	16.00	PCS	45.29	PCS	724.64
12	3302503NLNS 1/4" X 3" NL BRASS NIPPLE	1.00	0.00	1.00	each	2.1	each	2.10
13	330502NL NL 1/2 X 2" BRASS NIPPLE	3.00	0.00	3.00	each	2.39	each	7.17
14	330503NL NL 1/2 X 3" BRASS NIPPLE	2.00	0.00	2.00	each	3.33	each	6.66
15	3312502NL NL 1-1/4 X 2" BRASS NIPPLE	4.00	0.00	4.00	each	6.41	each	25.64
16	3312504NL NL 1-1/4 X 4" BRASS NIPPLE	4.00	0.00	4.00	each	11.31	each	45.24
17	3312506NL NL 1-1/4 X 6" BRASS NIPPLE	4.00	0.00	4.00	each	16.49	each	65.96
18	3312512NLNS 1-1/4" x 12" NL BRASS NIPPLE	6.00	0.00	6.00	each	32.6	each	195.60
19	33203NL NL 2 X 3" BRASS NIPPLE	4.00	0.00	4.00	each	12.9	each	51.60
20	33206NL NL 2 X 6" BRASS NIPPLE	4.00	0.00	4.00	each	24.24	each	96.96
21	33212NL NL 2 X 12" BRASS NIPPLE	4.00	0.00	4.00	each	47.09	each	188.36

Customer #	Invoice #	Page #
34350000	9821522-00	3 of 5

Line	Product and Description	Order Quantity	Backorder Quantity	Shipped Qty	UM	Unit Price	Price UM	Amount(Net)
22	332CLNL NL 2" X CLOSE BRASS NIPPLE	4.00	0.00	4.00	each	10.49	each	41.96
23	340590NL 1/2" 90 ELL, THREADED, NO LEAD BRASS	1.00	0.00	1.00	PCS	3.41	PCS	3.41
24	3405TNL 1/2" TEE, THREADED, NO LEAD BRASS	1.00	0.00	1.00	PCS	3.93	PCS	3.93
25	33225NLNS 2" x 2-1/2" NL BRASS NIPPLE	4.00	0.00	4.00	each	12.01	each	48.04
26	3412590NL 1-1/4" 90 ELL, THREADED, NO LEAD BRASS	2.00	0.00	2.00	PCS	10.47	PCS	20.94
27	34125CNL 1-1/4" CPLG, THREADED, NO LEAD BRASS	2.00	0.00	2.00	PCS	8.36	PCS	16.72
28	34125TNL 1-1/4" TEE, THREADED, NO LEAD BRASS	1.00	0.00	1.00	PCS	12.9	PCS	12.90
29	34125UNL 1-1/4" UNION, NO LEAD BRASS	2.00	0.00	2.00	PCS	20.86	PCS	41.72
30	34245NL 2" 45 ELL, THREADED, NO LEAD BRASS	2.00	0.00	2.00	PCS	22.53	PCS	45.06
31	34290NL 2" 90 ELL, THREADED, NO LEAD BRASS	1.00	0.00	1.00	PCS	20.54	PCS	20.54
33	34B05025NL 1/2X1/4" HEX BUSHING, NO LEAD BRASS	2.00	0.00	2.00	PCS	1.78	PCS	3.56
34	34B12505NLNS 1-1/4" X 1/2" NL BRASS BUSHING	1.00	0.00	1.00	each	7.64	each	7.64
35	34B2125NL 2X1-1/4" HEX BUSHING, NO LEAD BRASS	2.00	0.00	2.00	each	11.98	each	23.96
36	37S829020 2" SCH 80 PVC COUPLING, SXS, #829020	2.00	0.00	2.00	PCS	5.96	PCS	11.92

Customer #	Invoice #	Page #
34350000	9821522-00	4 of 5

Line	Product and Description	Order Quantity	Backorder Quantity	Shipped Qty	UM	Unit Price	Price UM	Amount(Net)
37	4102WCNS SC-2 2" WAFER CHECK	3.00	3.00	0.00	each	88.29	each	0.00
38	41BBV025NLNS 1/4" NL BRASS BALL VALVE	1.00	0.00	1.00	each	5.8	each	5.80
39	41BBV05NL 1/2" THREADED BRONZE BALL VALVE, NO LEAD	1.00	0.00	1.00	PCS	7.61	PCS	7.61
40	41BBV125NL 1-1/4" NL THREADED BALL VALVE	2.00	0.00	2.00	PCS	24.13	PCS	48.26
41	41BBV2NL 2" THREADED BRONZE BALL VALVE, NO LEAD	4.00	0.00	4.00	PCS	48.39	PCS	193.56
42	43D02SL 2" SCREWED DI RW OL VALVE W/ON	2.00	0.00	2.00	PCS	354.06	PCS	708.12
43	43DL04ML 4" MJ RW DI OL VALVE, LESS ACCS	2.00	0.00	2.00	PCS	583.24	PCS	1,166.48
44	51B24ADOM 24" 6855 DOMESTIC VALVE BOX BOTTOM SECTION SLIP TYPE	4.00	0.00	4.00	PCS	76.33	PCS	305.32
46	51T16ADOM DOMESTIC 16" VALVE BOX TOP SECTION SLIP TYPE	4.00	0.00	4.00	PCS	89.06	PCS	356.24
47	62ALPHA4 ROMAC 4" ALPHA RESTRAINED COUPLING	1.00	0.00	1.00	PCS	268.17	PCS	268.17
48	64S910407 S91-407 FORD BRASS SADDLE FOR C-900 PVC PIPE (DUCTILE SIZED) 4.80" O.D. X 2" I.P. TAP	1.00	1.00	0.00	PCS	106.42	PCS	0.00
49	67C1777NL NL C17-77 FORD PJ COUPLING FEMALE IRON PIPE THREAD TO PACK JOINT FOR PVC PIPE	1.00	0.00	1.00	PCS	143.74	PCS	143.74
50	67C8777NLNS C87-77-NL PACK JOINT	2.00	0.00	2.00	PCS	125.11	PCS	250.22

Customer #	Invoice #	Page #
34350000	9821522-00	5 of 5

Line	Product and Description	Order Quantity	Backorder Quantity	Shipped Qty	UM	Unit Price	Price UM	Amount(Net)
51	67CF3177NL NL 2" FORD CF31-77 BRONZE METER FLANGE BY FEMALE IRONPIPE THREAD	2.00	0.00	2.00	PCS	76.47	PCS	152.94
52	67L7777NL NL 2" L77-77 FORD PJ ELL	2.00	2.00	0.00	PCS	297.76	PCS	0.00
53	867300 2"-3"BOLT PACK CONSISTING OF 4 PLATED BOLTS & NUTS 5/8" x 2-1/2"	1.00	0.00	1.00	PCS	4.0	PCS	4.00
54	867302 4" BOLT PACK CONSISTING OF 8 PLATED BOLTS & NUTS 5/8X3"	4.00	0.00	4.00	PCS	5.58	PCS	22.32
55	86FG04FT 4" FLG GASKET, 150# FF FLANGE TYTE	4.00	0.00	4.00	each	13.88	each	55.52
56	95GLF25100 2-1/2" OIL FILLED GAUGE, 0-100	1.00	0.00	1.00	PCS	32.13	PCS	32.13
57	040412FFTNS 4" X 1' FLG X FLG SPOOL W/ 1-1/4" FIPT @ 3&9	1.00	0.00	1.00	each	420.06	each	420.06
58	312004PV 4" PVC PIPE MECH RESTRAINT (COLOR CODED RED)	1.00	0.00	1.00	PCS	28.69	PCS	28.69
59	18BG0440 4" MJ BOLT & GASKET PAK W/4-3/4X4.0" COR-TEN T-HEAD BOLTS/NUTS & MJ GASKET	1.00	0.00	1.00	PCS	20.81	PCS	20.81
60	51LWDOM 5-1/4" DOMESTIC VB DROP LID, MARKED "WATER"	4.00	0.00	4.00	PCS	16.62	PCS	66.48

58	Lines Total	Qty Shipped Total	143.00	Subtotal	7,862.12
				Freight In	75.00
				City Tax	80.83
				County Tax	33.56
				State Tax	226.33
				Total Due	8,277.84

Invoice

Darcor & Associates, Inc
22601 N 17th Ave, Suite 240
Phoenix, AZ 85027

DATE

INVOICE #

7/31/2021

21007-05

BILL TO:

Navajo Water Company, Inc
7581 E Academy Blvd, Suite 229
Denver, CO 80230

DESCRIPTION

AMOUNT

Show Low / Navajo Water System Electrical Improvements Control & Integration
Services
Electrical Engineering Services

Coordination with JW water regarding construction progress and flowmeter sizes;
Coordination regarding startup scheduling; SCADA computer programming started
and in progress; All remaining field instruments delivered to JW Water

(100% Billing for Task 3)

765.00

(100% Billing for Task 6)

1,040.00

(100% Billing for Task 9)

930.00

(23% Progress Billing for Task 10)

2,313.60

**See Attached Billing Breakdown

TOTAL

\$5,048.60

BILLING BREAKDOWN

Client: Navajo Water Company, Inc
8825 N 23rd Ave, Suite 100
Phoenix, AZ 85021

Project: Show Low/Navajo WS Control Panels

Invoice No.: 21007-05
Period: 1-Jul-21 to 31-Jul-21
Due Date: 31-Aug-21

Contact: Jason Williamson

	<u>CONTRACT AMOUNT</u>	<u>AMOUNT PREVIOUSLY INVOICED</u>	<u>CURRENT AMOUNT INVOICED</u>	<u>AMOUNT INVOICED TO DATE</u>	<u>TOTAL AMOUNT REMAINING</u>
Item 1 - Chaparral PS RTU Cabinet	\$ 20,000.00	\$ 20,000.00	\$ -	\$ 20,000.00	\$ -
Item 2 - Chaparral PS Well Pump Controller	\$ 1,000.00	\$ 1,000.00	\$ -	\$ 1,000.00	\$ -
Item 3 - Chaparral PS Field Instruments	\$ 7,650.00	\$ 6,885.00	\$ 765.00	\$ 7,650.00	\$ -
Item 4 - Summer Pines PS RTU Cabinet	\$ 20,000.00	\$ 20,000.00	\$ -	\$ 20,000.00	\$ -
Item 5 - Summer Pines PS Well Pump Starter	\$ 4,000.00	\$ 4,000.00	\$ -	\$ 4,000.00	\$ -
Item 6 - Summer Pines Field Instruments	\$ 10,400.00	\$ 9,360.00	\$ 1,040.00	\$ 10,400.00	\$ -
Item 7 - Laguna PS RTU Cabinet	\$ 20,000.00	\$ 20,000.00	\$ -	\$ 20,000.00	\$ -
Item 8 - Laguna PS Well Pump Starter	\$ 4,000.00	\$ 4,000.00	\$ -	\$ 4,000.00	\$ -
Item 9 - Laguna Field Instruments	\$ 9,300.00	\$ 8,370.00	\$ 930.00	\$ 9,300.00	\$ -
Item 10 - Payson SCADA (Subconsultant)	\$ 10,000.00	\$ -	\$ 2,313.60	\$ 2,313.60	\$ 7,686.40
Item 12 - Electrical Plans	\$ 5,000.00	\$ 5,000.00	\$ -	\$ 5,000.00	\$ -
Start up and Training	\$ 11,250.00	\$ -	\$ -	\$ -	\$ 11,250.00
Taxes	\$ 8,123.00	\$ 8,123.00	\$ -	\$ 8,123.00	\$ -
Change Order No. 1 - Well Pump Starter	\$ 3,000.00	\$ 3,000.00	\$ -	\$ 3,000.00	\$ -
Totals	\$ 133,723.00	\$ 109,738.00	\$ 5,048.60	\$ 114,786.60	\$ 18,936.40



JW Water Holdings, LLC

7581 E Academy Blvd. Suite 229
Denver, CO 80230

Invoice

Date	Invoice #
8/1/2021	1168

Bill To
Navajo Water Company P.O. Box 200595 Denver, CO 80220

Quantity	Description	Rate	Class	Amount
0.1786	Monthly rental @ 17.69 per S.F. for new Shop on Mescalero	3,076.61	Navajo(12)	549.48
	Materials & supplies			292.03
	Shop Phone	10.11	Navajo(12)	10.11
	Forms & Postage (used 4-Factor allocation)	217.41	Navajo(12)	217.41
	N-LE Excavating, line locate (105 CWIP - Services)	1,500.00	LE(14)	1,500.00
	N LE/SP Booster Pumps (Pumping Eqpt)	1,131.50	Navajo(12)	1,131.50
	N LE/SP Structures & Improvements - Site Bldg	1,081.85	Navajo(12)	1,081.85
			Total	\$4,782.38

Invoice

Customer #	Invoice Date	Invoice #
34350000	8/10/21	9821495-02
Customer PO #	PO Date	Page #
N-LE-NEWSITE 2021	6/10/21	1 of 1

Bill To
J W WATER HOLDINGS LLC 7581 E ACADEMY BLVD, #229 DENVER, CO 80230

Ship To
SHIP TO ADDRESS J W WATER HOLDINGS LLC 8212 MESCALERO RD PAYSON, AZ 85541

Instructions				Remit To
Ship Point	Via	Shipped	Terms	Dana Kepner Company, LLC PO Box 710281 Denver, CO 80271-0281
		8/10/21	Net 30 Days	

Notes

Line	Product and Description	Order Quantity	Backorder Quantity	Shipped Quantity	Qty UM	Unit Price	Price UM	Amount(Net)
9	330408NLNS 4" x 8" NL BRASS NIPPLE	5.00	0.00	5.00	each	151.63	each	758.15

1	Lines Total	Qty Shipped Total	5.00	Subtotal	758.15
				Freight In	22.11
				City Tax	15.16
				County Tax	6.29
				State Tax	42.46
				Total Due	844.17

Invoice

Customer #	Invoice Date	Invoice #
34350000	8/10/21	9822175-00
Customer PO #	PO Date	Page #
LAGUNA	7/27/21	1 of 1

Bill To
J W WATER HOLDINGS LLC 7581 E ACADEMY BLVD, #229 DENVER, CO 80230

Ship To
SHIP TO ADDRESS J W WATER HOLDINGS LLC 8212 MESCALERO RD PAYSON, AZ 85541

Instructions				Remit To
Ship Point	Via	Shipped	Terms	Dana Kepner Company, LLC PO Box 710281 Denver, CO 80271-0281
		8/10/21	Net 30 Days	

Notes

Line	Product and Description	Order Quantity	Backorder Quantity	Shipped Qty	UM	Unit Price	Price UM	Amount(Net)
1	3004T 4" FLANGED TEE, 125#	1.00	0.00	1.00	PCS	147.76	PCS	147.76
2	364C 4" GALVANIZED COUPLING	1.00	0.00	1.00	PCS	56.34	PCS	56.34
3	18L0411DOM 4" DOMESTIC MJ 11-1/4 BEND, CL, SSB, DI, LESS ACCS	1.00	0.00	1.00	PCS	64.11	PCS	64.11
4	18GT04IPSDOM 4" DOMESTIC MJ X IPS TRANSITION GASKET	2.00	0.00	2.00	PCS	7.77	PCS	15.54
5	950418FCNS 4" X 18 SS FLEX COUPLING	1.00	0.00	1.00	each	420.0	each	420.00

5	Lines Total	Qty Shipped Total	6.00	Subtotal	703.75
				Freight In	28.00
				City Tax	8.40
				County Tax	3.49
				State Tax	23.52
				Total Due	767.16

Invoice - Direct Order

Customer #	Invoice Date	Invoice #
34350000	8/11/21	9822112-00
Customer PO #	PO Date	Page #
N-LE-NEWSITE 2021	7/22/21	1 of 1

Bill To
J W WATER HOLDINGS LLC 7581 E ACADEMY BLVD, #229 DENVER, CO 80230

Ship To
SHIP TO ADDRESS J W WATER HOLDINGS LLC 8212 MESCALERO RD PAYSON, AZ 85541

Instructions				Remit To	
CUSTOMER TO PICK UP				Dana Kepner Company, LLC	
Ship Point	Via	Shipped	Terms	PO Box 710281	
	PICKUP	8/11/21	Net 30 Days	Denver, CO 80271-0281	

Notes

Line	Product and Description	Order Quantity	Backorder Quantity	Shipped Quantity	Qty UM	Unit Price	Price UM	Amount(Net)
1	41MV2WCVNS 1400 2" WAFER CHECK VALVE 125#	2.00	0.00	2.00	each	368.0	each	736.00

1	Lines Total	Qty Shipped Total	2.00	Subtotal	736.00
				City Tax	16.93
				County Tax	5.15
				State Tax	41.22
				Total Due	799.30

Invoice - Direct Order

Customer #	Invoice Date	Invoice #
34350000	8/11/21	9822113-00
Customer PO #	PO Date	Page #
N-SP-NEWSITE-2021	7/22/21	1 of 1

Bill To
J W WATER HOLDINGS LLC 7581 E ACADEMY BLVD, #229 DENVER, CO 80230

Ship To
SHIP TO ADDRESS J W WATER HOLDINGS LLC 8212 MESCALERO RD PAYSON, AZ 85541

Instructions				Remit To	
				Dana Kepner Company, LLC PO Box 710281 Denver, CO 80271-0281	
Ship Point	Via	Shipped	Terms		
	PICKUP	8/11/21	Net 30 Days		

Notes

Line	Product and Description	Order Quantity	Backorder Quantity	Shipped Quantity	Qty UM	Unit Price	Price UM	Amount(Net)
2	41MV2WCVNS 1400 2" WAFER CHECK VALVE MV	2.00	0.00	2.00	each	368.0	each	736.00

1	Lines Total	Qty Shipped Total	2.00	Subtotal	736.00
				City Tax	16.93
				County Tax	5.15
				State Tax	41.22
				Total Due	799.30

Invoice - Direct Order

Customer #	Invoice Date	Invoice #
34350000	8/11/21	9822114-00
Customer PO #	PO Date	Page #
N-CHAP-NEWSITE-2021	7/22/21	1 of 1

Bill To
J W WATER HOLDINGS LLC 7581 E ACADEMY BLVD, #229 DENVER, CO 80230

Ship To
SHIP TO ADDRESS J W WATER HOLDINGS LLC 8212 MESCALERO RD PAYSON, AZ 85541

Instructions				Remit To	
				Dana Kepner Company, LLC PO Box 710281 Denver, CO 80271-0281	
Ship Point	Via	Shipped	Terms		
	PICKUP	8/11/21	Net 30 Days		

Notes

Line	Product and Description	Order Quantity	Backorder Quantity	Shipped Quantity	Qty UM	Unit Price	Price UM	Amount(Net)
2	41MV2WCVNS 1400 2" WAFER CHECK VALVE #125 MV	2.00	0.00	2.00	each	368.0	each	736.00

1	Lines Total	Qty Shipped Total	2.00	Subtotal	736.00
				City Tax	16.93
				County Tax	5.15
				State Tax	41.22
				Total Due	799.30

JW Water Holdings, LLC

Denver, CO 80230

Invoice

Date	Invoice #
8/17/2021	1190

Bill To
Navajo Water Company P.O. Box 200595 Denver, CO 80220

Quantity	Description	Rate	Class	Amount
	operator cell phones	21.45	Navajo(12)	21.45
	Computers & software	271.28	Navajo(12)	271.28
	Storage tank monitoring	21.43	Navajo(12)	21.43
	N-LE site prep for storage & boosters (105 CWIP - Structures & Improvements)	2,028.00	LE(14)	2,028.00
	N-SP site prep for storage & boosters (105 CWIP - Structures & Improvements)	2,028.00	SP(12)	2,028.00
	Office Share	133.95	Navajo(12)	133.95
	Total Reimbursable Expenses			4,504.11
	Incorp Registered Agent Fee			114.00
	Operator Wages			2,427.68
	Purchased Power	30.00	Navajo(12)	30.00
	Admin Wages			390.27
			Total	\$7,466.06

Invoice

Darcor & Associates, Inc
22601 N 17th Ave, Suite 240
Phoenix, AZ 85027

DATE

INVOICE #

8/31/2021

21007-06

BILL TO:

Navajo Water Company, Inc
7581 E Academy Blvd, Suite 229
Denver, CO 80230

DESCRIPTION

AMOUNT

Show Low / Navajo Water System Electrical Improvements Control & Integration
Services
Electrical Engineering Services

Programming
(63% Progress Billing for Task 10)

4,000.00

**See Attached Billing Breakdown

TOTAL

\$4,000.00

BILLING BREAKDOWN

Client: Navajo Water Company, Inc
8825 N 23rd Ave, Suite 100
Phoenix, AZ 85021

Project: Show Low/Navajo WS Control Panels
Invoice No.: 21007-06
Period: 1-Aug-21 to 31-Aug-21
Due Date: 30-Sep-21

Contact: Jason Williamson

	<u>CONTRACT</u> <u>AMOUNT</u>	<u>AMOUNT</u> <u>PREVIOUSLY</u> <u>INVOICED</u>	<u>CURRENT</u> <u>AMOUNT</u> <u>INVOICED</u>	<u>AMOUNT</u> <u>INVOICED</u> <u>TO DATE</u>	<u>TOTAL</u> <u>AMOUNT</u> <u>REMAINING</u>
Item 1 - Chaparral PS RTU Cabinet	\$ 20,000.00	\$ 20,000.00	\$ -	\$ 20,000.00	\$ -
Item 2 - Chaparral PS Well Pump Controller	\$ 1,000.00	\$ 1,000.00	\$ -	\$ 1,000.00	\$ -
Item 3 - Chaparral PS Field Instruments	\$ 7,650.00	\$ 7,650.00	\$ -	\$ 7,650.00	\$ -
Item 4 - Summer Pines PS RTU Cabinet	\$ 20,000.00	\$ 20,000.00	\$ -	\$ 20,000.00	\$ -
Item 5 - Summer Pines PS Well Pump Starter	\$ 4,000.00	\$ 4,000.00	\$ -	\$ 4,000.00	\$ -
Item 6 - Summer Pines Field Instruments	\$ 10,400.00	\$ 10,400.00	\$ -	\$ 10,400.00	\$ -
Item 7 - Laguna PS RTU Cabinet	\$ 20,000.00	\$ 20,000.00	\$ -	\$ 20,000.00	\$ -
Item 8 - Laguna PS Well Pump Starter	\$ 4,000.00	\$ 4,000.00	\$ -	\$ 4,000.00	\$ -
Item 9 - Laguna Field Instruments	\$ 9,300.00	\$ 9,300.00	\$ -	\$ 9,300.00	\$ -
Item 10 - Payson SCADA (Subconsultant)	\$ 10,000.00	\$ 2,313.60	\$ 4,000.00	\$ 6,313.60	\$ 3,686.40
Item 12 - Electrical Plans	\$ 5,000.00	\$ 5,000.00	\$ -	\$ 5,000.00	\$ -
Start up and Training	\$ 11,250.00	\$ -	\$ -	\$ -	\$ 11,250.00
Taxes	\$ 8,123.00	\$ 8,123.00	\$ -	\$ 8,123.00	\$ -
Change Order No. 1 - Well Pump Starter	\$ 3,000.00	\$ 3,000.00	\$ -	\$ 3,000.00	\$ -
Totals	\$ 133,723.00	\$ 114,786.60	\$ 4,000.00	\$ 118,786.60	\$ 14,936.40



JW Water Holdings, LLC

Denver, CO 80230

Invoice

Date	Invoice #
9/1/2021	1202

Bill To
Navajo Water Company P.O. Box 200595 Denver, CO 80220

Quantity	Description	Rate	Class	Amount
333	JW Water Holdings, LLC Monthly Overhead and Mgmt. Services	13.965		4,650.35
	Materials & Supplies	219.41	Navajo(12)	219.41
	105 - Pumping Eqpt - Booster Site Prep	1,136.00	Navajo(12)	1,136.00
	Communications Expense	176.06		176.06
	Total Reimbursable Expenses			1,531.47
			Total	\$6,181.82

CLIENT INFORMATION

Manager: Diego Dominick
 Name: Navajo Water Co.

Address: 8212 W Mescalero Rd
 Payson, AZ 85541
 Phone: (928) 478-6516

PROJECT INFORMATION

Reference No.: PO# NWCO - New Sites
 Ref. Name: **Engineering Consulting**

INVOICE # 1

Date: 9/6/2021
 Period: 08/01/21 - 08/31/21

TIME & MATERIALS BASIS INVOICE DETAILS

Task #	Description	% Done	Contract Amount	Previous Invoices	This Invoice	Balance Remaining
PROFESSIONAL ENGINEERING SERVICES						
1	Data Collection & Site Visits	100%	\$ 1,000.00		\$ 1,000.00	\$ -
2	Laguna: Site Plan and ATC/AOC	0%	\$ 2,500.00			\$ 2,500.00
3	Summer Pines: Site Plan and ATC/AOC	0%	\$ 2,500.00			\$ 2,500.00
4	Chaparral Pines: Site Plan	0%	\$ 650.00			\$ 650.00
SUB-TOTAL			\$ 6,650.00	\$ -	\$ 1,000.00	\$ 5,650.00

Task	Description	Contract Amount	Previous	This Invoice	Sub-total Per Task
1	Data Collection & Site Visits				
	Engineering (8x100)			\$ 800.00	\$ 1,000.00
	Mileage (360x0.56)			\$ 200.00	

TOTAL THIS INVOICE **\$ 1,000.00**

Please send payment to:

Jeff Bower, PE
 Arizona Water Engineering, Inc.
 532 North 74 Street
 Scottsdale, AZ 85257
 (602) 686-8231



Central_Arizona Pump, LLC.

Invoice

141 S Oldham Rd.
AZ 85541

Date	Invoice #
9/9/2021	PAY6445

Bill To
JW Water Holding, LLC. 7581 E. Academy Blvd. Suite 229 Denver, CO. 80230

P.O. No.	Terms	Project
		Summer Pines

Description	Quantity	Rate	Amount
Aluminum Well Seal 8' x 2'		130.00	130.00T
Liquid Tight Conduit 1'	4	8.75	35.00T
Conduit Fitting 1'	2	7.50	15.00T
Liquid Tight Conduit 3/4'	4	5.75	23.00T
Conduit Fitting 3/4'	2	5.50	11.00T
Electrical Metal Conduit Tubing 1/2"	50	1.20	60.00T
Electrical Metal Compression Coupler 1/2	5	1.45	7.25T
Stranded Wire #12	200	0.55	110.00T
PVC Schedule 40 2" Pipe	5	2.00	10.00T
PVC Elbow 2'	2	3.75	7.50T
PVC Tee 2'		6.00	6.00T
PVC Male Adapter 2'	3	4.00	12.00T
Galvanized Nipple 1 1/4 X 2 1/2		2.75	2.75T
Galvanized Bell 1 1/4 x 1		8.00	8.00T
Galvanized Bell 1'X 3/4'		7.75	7.75T
PVC Ball Valve 3/4		13.00	13.00T
Galvanized Elbow 3/4'		3.75	3.75T
Galvanized Nipple 3/4 X 4		4.00	4.00T
Galvanized Nipple 3/4 x 2		4.50	4.50T
PVC Ball Valve 2' Heavy Duty		48.00	48.00T
3/4 reinforced female spear		12.00	12.00T
PVC Schedule 40 3/4 Pipe	10	0.80	8.00T
PVC Schedule 40 1" Pipe	12	1.25	15.00T
PVC Bushing 1' X 3/4'		2.00	2.00T
Junction Box Lid		2.50	2.50T
Installation		1,000.00	1,000.00T
Electrical transducer		350.00	350.00T
		0.00	0.00
		Total	\$1,908.00
		Payments/Credits	\$0.00

Phone #	Fax #	E-mail	Web Site
9284765440	928-468-2353	centralazpump@gmail.com	www.centralazpump.com

Invoice

Customer #	Invoice Date	Invoice #
34350000	9/16/21	9822796-00
Customer PO #	PO Date	Page #
NWCO-PS-NEW SITE TIE I	9/14/21	1 of 2

Bill To
J W WATER HOLDINGS LLC 7581 E ACADEMY BLVD, #229 DENVER, CO 80230

Ship To
SHIP TO ADDRESS J W WATER HOLDINGS LLC 8212 MESCALERO RD PAYSON, AZ 85541

Instructions				Remit To	
Ship Point	Via	Shipped	Terms	Dana Kepner Company, LLC PO Box 710281 Denver, CO 80271-0281	
		9/16/21	Net 30 Days		

Notes

Line	Product and Description	Order Quantity	Backorder Quantity	Shipped Quantity	Qty UM	Unit Price	Price UM	Amount(Net)
2	35312 3" X 12" GALV NIPPLE	5.00	0.00	5.00	PCS	51.0	PCS	255.00
3	62MACRO3 ROMAC 3" MACRO COUPLING 3.13-4.13	1.00	0.00	1.00	PCS	174.91	PCS	174.91
4	363T 3" GALVANIZED TEE	1.00	0.00	1.00	each	62.8	each	62.80
5	6250103510351 3" ROMAC 501-351X351 COUPLING	2.00	0.00	2.00	each	80.42	each	160.84
6	41IBGVT3NL 3" BRASS THREADED GATE VALVE, NO LEAD	2.00	0.00	2.00	PCS	101.0	PCS	202.00
7	41IBGVT2NL 2" BRASS THREADED GATE VALVE, NO LEAD	2.00	0.00	2.00	PCS	30.27	PCS	60.54
8	6250102650265 2" ROMAC 501-265X265 COUPLING	4.00	0.00	4.00	PCS	50.5	PCS	202.00
9	35212 2 X 12" GALV NIPPLE	6.00	0.00	6.00	PCS	12.55	PCS	75.30

Customer #	Invoice #	Page #
34350000	9822796-00	2 of 2

Line	Product and Description	Order Quantity	Backorder Quantity	Shipped Quantity	Qty U	UM	Unit Price	Price UM	Amount(Net)
10	362T 2" GALVANIZED TEE	1.00	0.00	1.00	PCS		11.73	PCS	11.73
11	36290 2" GALVANIZED 90 ELL	1.00	0.00	1.00	PCS		8.19	PCS	8.19
12	35248 2 X 48" GALV NIPPLE	1.00	0.00	1.00	PCS		28.08	PCS	28.08

11	Lines Total	Qty Shipped Total	26.00	Subtotal	1,241.39
				City Tax	24.83
				County Tax	10.30
				State Tax	69.52
				Total Due	1,346.04

JW Water Holdings, LLC

Denver, CO 80230

Invoice

Date	Invoice #
9/20/2021	1212

Bill To
Navajo Water Company P.O. Box 200595 Denver, CO 80220

Quantity	Description	Rate	Class	Amount
	Materials & supplies			2,508.79
	Storage tank monitoring	22.86	Navajo(12)	22.86
	Annual registered/ Resident agent service	110.00	Navajo(12)	110.00
	Auto Ins	203.70	Navajo(12)	203.70
	WC & GL	262.26	Navajo(12)	262.26
	Vehicle expense	845.12	Navajo(12)	845.12
	105 - Structures and Improvements - 00 Company Wide	1,280.00	Navajo(12)	1,280.00
	Office Share	133.95	Navajo(12)	133.95
	Shop APS	25.22	Navajo(12)	25.22
	Total Reimbursable Expenses			2,883.11
	Communications Expense			31.54
	Admin wages			193.77
	Operator wages			815.86
			Total	\$6,433.07

JW Water Holdings, LLC

Denver, CO 80230

Invoice

Date	Invoice #
9/22/2021	1221

Bill To
Navajo Water Company P.O. Box 200595 Denver, CO 80220

Quantity	Description	Rate	Class	Amount
	Operator Wages			2,097.06
	Admin Wages			193.77
	Backfill Material (Perkins Cinders) for final water line connections (LE & SP) -			705.06
	Water Main Fixed Asset			
	Materials & Supplies			20.47
	Insurance premiums (Auto + WC/ GL)			465.96
	Chemicals - Chlorine	52.36	Navajo(12)	52.36
	Contractor ops	0.00	Navajo(12)	0.00
	Acct. 17841 - Trash Svc. - Stover	42.86	Navajo(12)	42.86
	105 - site improvement - storage tank connection (LE)	8,008.67	LE(14)	8,008.67
	Total Reimbursable Expenses			8,103.89
			Total	\$11,586.21

Invoice

Customer #	Invoice Date	Invoice #
34350000	9/27/21	9823014-00
Customer PO #	PO Date	Page #
NWCO-SP	9/27/21	1 of 1

Bill To
J W WATER HOLDINGS LLC 7581 E ACADEMY BLVD, #229 DENVER, CO 80230

Ship To
SHIP TO ADDRESS J W WATER HOLDINGS LLC 8212 MESCALERO RD PAYSON, AZ 85541

Instructions				Remit To
Ship Point	Via	Shipped	Terms	Dana Kepner Company, LLC PO Box 710281 Denver, CO 80271-0281
		9/27/21	Net 30 Days	

Notes

Line Product and Description	Order Quantity	Backorder Quantity	Shipped Qty	UM	Unit Price	Price UM	Amount(Net)
1 43D03SL 3" SCREWED DI RW OL VALVE W/ON	3.00	1.00	2.00	PCS	450.0	PCS	900.00
2 43D02SL 2" SCREWED DI RW OL VALVE W/ON	2.00	0.00	2.00	PCS	310.0	PCS	620.00

2 Lines Total	Qty Shipped Total	4.00	Subtotal	1,520.00
			City Tax	30.40
			County Tax	12.62
			State Tax	85.12
			Total Due	1,648.14

Invoice

Darcor & Associates, Inc
22601 N 17th Ave, Suite 240
Phoenix, AZ 85027

DATE	INVOICE #
9/30/2021	21007-07

BILL TO:

Navajo Water Company, Inc
7581 E Academy Blvd, Suite 229
Denver, CO 80230

DESCRIPTION

AMOUNT

Show Low / Navajo Water System Electrical Improvements Control & Integration
Services
Electrical Engineering Services

Start-up and Training
(50% Progress Billing)

5,625.00

**See Attached Billing Breakdown

TOTAL \$5,625.00

BILLING BREAKDOWN

Client: Navajo Water Company, Inc
8825 N 23rd Ave, Suite 100
Phoenix, AZ 85021

Project: Show Low/Navajo WS Control Panels

Invoice No.: 21007-06
Period: 1-Aug-21 to 31-Aug-21
Due Date: 30-Sep-21

Contact: Jason Williamson

	<u>CONTRACT</u> <u>AMOUNT</u>	<u>AMOUNT</u> <u>PREVIOUSLY</u> <u>INVOICED</u>	<u>CURRENT</u> <u>AMOUNT</u> <u>INVOICED</u>	<u>AMOUNT</u> <u>INVOICED</u> <u>TO DATE</u>	<u>TOTAL</u> <u>AMOUNT</u> <u>REMAINING</u>
Item 1 - Chaparral PS RTU Cabinet	\$ 20,000.00	\$ 20,000.00	\$ -	\$ 20,000.00	\$ -
Item 2 - Chaparral PS Well Pump Controller	\$ 1,000.00	\$ 1,000.00	\$ -	\$ 1,000.00	\$ -
Item 3 - Chaparral PS Field Instruments	\$ 7,650.00	\$ 7,650.00	\$ -	\$ 7,650.00	\$ -
Item 4 - Summer Pines PS RTU Cabinet	\$ 20,000.00	\$ 20,000.00	\$ -	\$ 20,000.00	\$ -
Item 5 - Summer Pines PS Well Pump Starter	\$ 4,000.00	\$ 4,000.00	\$ -	\$ 4,000.00	\$ -
Item 6 - Summer Pines Field Instruments	\$ 10,400.00	\$ 10,400.00	\$ -	\$ 10,400.00	\$ -
Item 7 - Laguna PS RTU Cabinet	\$ 20,000.00	\$ 20,000.00	\$ -	\$ 20,000.00	\$ -
Item 8 - Laguna PS Well Pump Starter	\$ 4,000.00	\$ 4,000.00	\$ -	\$ 4,000.00	\$ -
Item 9 - Laguna Field Instruments	\$ 9,300.00	\$ 9,300.00	\$ -	\$ 9,300.00	\$ -
Item 10 - Payson SCADA (Subconsultant)	\$ 10,000.00	\$ 6,313.60	\$ -	\$ 6,313.60	\$ 3,686.40
Item 12 - Electrical Plans	\$ 5,000.00	\$ 5,000.00	\$ -	\$ 5,000.00	\$ -
Start up and Training	\$ 11,250.00	\$ -	\$ 5,625.00	\$ 5,625.00	\$ 5,625.00
Taxes	\$ 8,123.00	\$ 8,123.00	\$ -	\$ 8,123.00	\$ -
Change Order No. 1 - Well Pump Starter	\$ 3,000.00	\$ 3,000.00	\$ -	\$ 3,000.00	\$ -
Totals	\$ 133,723.00	\$ 118,786.60	\$ 5,625.00	\$ 124,411.60	\$ 9,311.40



JW Water Holdings, LLC

Denver, CO 80230

Invoice

Date	Invoice #
10/4/2021	1231

Bill To
Navajo Water Company P.O. Box 200595 Denver, CO 80220

Quantity	Description	Rate	Class	Amount
	Operator wages			2,180.53
	Admin wages			193.77
	Forms & Postage (used 4-Factor allocation)	219.57	Navajo(12)	219.57
	Materials & supplies	716.22	Navajo(12)	716.22
	Vehicle Expense	887.67	Navajo(12)	887.67
	Wells & springs - well site tie ins	2,640.00	Navajo(12)	2,640.00
	Plant in Service - Wells & Springs 9/13 - 9/24 (new site plumbing)	1,476.00	Navajo(12)	1,476.00
	Auto Ins	132.05	Navajo(12)	132.05
	ACC annual report - Regulatory Expense	45.00	Navajo(12)	45.00
	WC & GL	175.35	Navajo(12)	175.35
	Total Reimbursable Expenses			6,291.86
			Total	\$8,666.16

CLIENT INFORMATION

Manager: Diego Dominick
 Name: Navajo Water Co.

Address: 8212 W Mescalero Rd
 Payson, AZ 85541
 Phone: (928) 478-6516

PROJECT INFORMATION

Reference No.: PO# NWCO - New Sites
 Ref. Name: **Engineering Consulting**

INVOICE # 2

Date: 10/6/2021
 Period: 09/01/21 - 09/30/21

TIME & MATERIALS BASIS INVOICE DETAILS

Task #	Description	% Done	Contract Amount	Previous Invoices	This Invoice	Balance Remaining
PROFESSIONAL ENGINEERING SERVICES						
1	Data Collection & Site Visits	100%	\$ 1,000.00	\$ 1,000.00	\$ -	\$ -
2	Laguna: Site Plan and ATC/AOC	76%	\$ 2,500.00		\$ 1,900.00	\$ 600.00
3	Summer Pines: Site Plan and ATC/AOC	0%	\$ 2,500.00			\$ 2,500.00
4	Chaparral Pines: Site Plan	0%	\$ 650.00			\$ 650.00
SUB-TOTAL			\$ 6,650.00	\$ 1,000.00	\$ 1,900.00	\$ 3,750.00

Task	Description	Contract Amount	Previous	This Invoice	Sub-total Per Task
1	Data Collection & Site Visits				
2	Laguan Site Plan & ATC/AOC			\$ 1,900.00	

TOTAL THIS INVOICE	\$ 1,900.00
---------------------------	--------------------

Please send payment to:

Jeff Bower, PE
 Arizona Water Engineering, Inc.
 532 North 74 Street
 Scottsdale, AZ 85257
 (602) 686-8231



Invoice

Customer #	Invoice Date	Invoice #
34350000	10/11/21	9823153-00
Customer PO #	PO Date	Page #
LE-10/08/2021	10/8/21	1 of 2

Bill To
J W WATER HOLDINGS LLC 7581 E ACADEMY BLVD, #229 DENVER, CO 80230

Ship To
SHIP TO ADDRESS J W WATER HOLDINGS LLC 8212 MESCALERO RD PAYSON, AZ 85541

Instructions				Remit To
Ship Point	Via	Shipped	Terms	Dana Kepner Company, LLC PO Box 710281 Denver, CO 80271-0281
		10/11/21	Net 30 Days	

Notes

Line Product and Description	Order Quantity	Backorder Quantity	Shipped Qty	UM	Unit Price	Price UM	Amount(Net)
1 36b43 4" X 3" GALV HEX BUSHING	1.00	0.00	1.00	PCS	25.0	PCS	25.00
2 36B42 4"X 2"GALV BUSHING	2.00	0.00	2.00	PCS	20.43	PCS	40.86
3 36B32 3 X 2" GALV HEX BUSHING	1.00	0.00	1.00	PCS	9.9	PCS	9.90
4 82CMB1TU NO 1 CONCRETE METER BOX, 12X18" TUCSON SPEC	8.00	0.00	8.00	PCS	24.27	PCS	194.16
5 82CMB1STU NO 1 STACKABLE CONCRETE METER BOX, 12X18" TUCSON SPEC	4.00	0.00	4.00	PCS	24.27	PCS	97.08
6 82CMBL1BTU NO 1 BENT STEEL LID, TUCSON SPEC	12.00	0.00	12.00	PCS	31.15	PCS	373.80

Customer #	Invoice #	Page #
34350000	9823153-00	2 of 2

6	Lines Total	Qty Shipped	28.00	Subtotal	740.80
		Total		City Tax	13.50
				County Tax	5.60
				State Tax	37.80
				Total Due	797.70

Invoice

Customer #	Invoice Date	Invoice #
34350000	10/14/21	9823170-00
Customer PO #	PO Date	Page #
NWCO-SP-NEW SITE	10/11/21	1 of 1

Bill To
J W WATER HOLDINGS LLC 7581 E ACADEMY BLVD, #229 DENVER, CO 80230

Ship To
SHIP TO ADDRESS J W WATER HOLDINGS LLC 8212 MESCALERO RD PAYSON, AZ 85541

Instructions				Remit To	
Ship Point	Via	Shipped	Terms	Dana Kepner Company, LLC PO Box 710281 Denver, CO 80271-0281	
		10/14/21	Net 30 Days		

Notes

Line	Product and Description	Order Quantity	Backorder Quantity	Shipped Quantity	Qty UM	Unit Price	Price UM	Amount(Net)
1	4102WFNS CR-WC20-2 2" WAFER CHECK	2.00	0.00	2.00	each	525.0	each	1,050.00

1	Lines Total	Qty Shipped Total	2.00	Subtotal	1,050.00
				Freight In	22.00
				City Tax	21.00
				County Tax	8.72
				State Tax	58.80
				Total Due	1,160.52



ARIZONA DEPARTMENT OF ENVIRONMENTAL QUALITY



1110 West Washington Street Phoenix, Arizona 85007
(602) 771-2300 www.azdeq.gov

Remittance Advice



Statement Period : Oct 01, 2021 - Oct 15, 2021
Customer ID : 82299

JW WATER HOLDINGS, LLC
PO BOX 200595
DENVER, CO 80220-0595

Please return all the Remittance Advice pages with your payments to

Arizona Department of Environmental Quality
P.O. Box 18228
Phoenix, AZ 85005

Or you can Pay your bill or individual accounts online by visiting <https://azdeq.gov/quickpay>

Account ID	Fee Code	Invoice Number	Due Date	Amount Due	Payment Enclosed*
B2076191 17411 - NAVAJO WATER - LAGUNA ESTATES	WQL Water Quality	 0000351477X	11/30/2021	\$2,400.00	<input type="text"/>
Please fill in the amount paid Total				\$2,400.00	<input type="text"/>

* All payments received and not specifically allocated on the REMITTANCE ADVICE will be applied to the oldest amount due until fees are paid and then applied to interest.

This paragraph applies to current charges only. For all ADEQ final decisions, you have a right to request a hearing and file an appeal under A.R.S. § 41-1092.03(B) within 30 days of the ADEQ decision. Depending upon the service you are invoiced for, you may have additional options to request an informal review of your bill. Go to <http://azdeq.gov/FeeReview> for more information on how to request a review of your invoice.

So we may better serve you, please provide the following information:

Name: _____

Title: _____

Email: _____

For ADEQ use only: Bill ID: 0577716

Check #: _____

Received Date: _____

Site Code: _____

If you have submitted your payment, please disregard this bill.

To pay your bill by credit card or ACH/Electronic check, please visit <https://azdeq.gov/quickpay>



ARIZONA DEPARTMENT OF ENVIRONMENTAL QUALITY

1110 West Washington Street Phoenix, Arizona 85007
(602) 771-2300 www.azdeq.gov



Customer ID: 82299

JW WATER HOLDINGS, LLC
PO BOX 200595
DENVER, CO 80220-0595

Statement Period: Oct 01, 2021 - Oct 15, 2021

ACCOUNT SUMMARY

Account ID	Fee Code	Balance Carried Forward	Current Amount	Payments / Credits	Total Amount
B2076191	WQL Water Quality	\$0.00	\$2,400.00	\$0.00	\$2,400.00
TOTAL:		\$0.00	\$2,400.00	\$0.00	\$2,400.00

AGING SUMMARY

Current Charges	(1-30 days)	(31-60 days)	(61-90 days)	(91-120 days)	(Over 120 days)	Balance
\$2,400.00	\$0.00	\$0.00	\$0.00	\$0.00	\$0.00	\$2,400.00

* All payments received and not specifically allocated in the payment box on the REMITTANCE ADVICE will be applied to the oldest amount due until fees are paid and then applied to interest.

Retain for your record

If you have submitted your payment, please disregard this bill.

To pay your bill by credit card or ACH/Electronic check, please visit <https://azdeq.gov/quickpay>

This paragraph applies to current charges only. For all ADEQ final decisions, you have a right to request a hearing and file an appeal under A.R.S. 41-1092.03(B) within 30 days of the ADEQ decision. Depending upon the service you are invoiced for, you may have additional options to request an informal review of your bill. Go to <http://azdeq.gov/FeeReview> for more information on how to request a review of your invoice.

Account Details for Account ID: B2076191

Customer ID: 82299

Fee Code:WQL Water Quality

Place Name: 17411 - NAVAJO WATER - LAGUNA ESTATES

Charges Since 10/01/2021	\$2,400.00
Interest Charges Since 10/01/2021	\$0.00
Balance Carried Forward	\$0.00
Payments	\$0.00
Other Credits	\$0.00
TOTAL:	\$2,400.00

For questions regarding these charges please call the Program Contact:

Name: Karen Shanafelt
Phone: (602) 771-4648 or (800) 234-5677
E-mail: shanafelt.karen@azdeq.gov

AGING SUMMARY

Current Charges	(1-30 days)	(31-60 days)	(61-90 days)	(91-120 days)	(Over 120 days)	Balance
2,400.00	\$0.00	\$0.00	\$0.00	\$0.00	\$0.00	\$2,400.00

INVOICE DETAIL

Invoice Period for Bill Year

Pursuant to R18-14-201. "The Department shall assess and collect an hourly rate fee or a flat rate fee for a water quality protection service."

Invoice Number : 0000351477X
LTF No. :
Date : 10/15/2021

Item Code	Description	
DRF	Tank	\$800.00
DRF	Pump	\$1,600.00
Original Invoice Total Carried Forward :		\$2,400.00

If you have submitted your payment, please disregard this bill.

To pay your bill by credit card or ACH/Electronic check, please visit <https://azdeq.gov/quickpay>

Invoice

Darcor & Associates, Inc
22601 N 17th Ave, Suite 240
Phoenix, AZ 85027

DATE

INVOICE #

10/31/2021

21007-08

BILL TO:

Navajo Water Company, Inc
7581 E Academy Blvd, Suite 229
Denver, CO 80230

DESCRIPTION

AMOUNT

Show Low / Navajo Water System Electrical Improvements Control & Integration
Services
Electrical Engineering Services

Start-up coordination with JW Water; Start up and commission Laguna, Summer
Pines, and Chaparral Pump Stations
(100% Billing for Start up and Training)

5,625.00

**See Attached Billing Breakdown

TOTAL

\$5,625.00

BILLING BREAKDOWN

Client: Navajo Water Company, Inc
8825 N 23rd Ave, Suite 100
Phoenix, AZ 85021

Project: Show Low/Navajo WS Control Panels

Invoice No.: 21007-08
Period: 1-Oct-21 to 31-Oct-21
Due Date: 30-Nov-21

Contact: Jason Williamson

	<u>CONTRACT AMOUNT</u>	<u>AMOUNT PREVIOUSLY INVOICED</u>	<u>CURRENT AMOUNT INVOICED</u>	<u>AMOUNT INVOICED TO DATE</u>	<u>TOTAL AMOUNT REMAINING</u>
Item 1 - Chaparral PS RTU Cabinet	\$ 20,000.00	\$ 20,000.00	\$ -	\$ 20,000.00	\$ -
Item 2 - Chaparral PS Well Pump Controller	\$ 1,000.00	\$ 1,000.00	\$ -	\$ 1,000.00	\$ -
Item 3 - Chaparral PS Field Instruments	\$ 7,650.00	\$ 7,650.00	\$ -	\$ 7,650.00	\$ -
Item 4 - Summer Pines PS RTU Cabinet	\$ 20,000.00	\$ 20,000.00	\$ -	\$ 20,000.00	\$ -
Item 5 - Summer Pines PS Well Pump Starter	\$ 4,000.00	\$ 4,000.00	\$ -	\$ 4,000.00	\$ -
Item 6 - Summer Pines Field Instruments	\$ 10,400.00	\$ 10,400.00	\$ -	\$ 10,400.00	\$ -
Item 7 - Laguna PS RTU Cabinet	\$ 20,000.00	\$ 20,000.00	\$ -	\$ 20,000.00	\$ -
Item 8 - Laguna PS Well Pump Starter	\$ 4,000.00	\$ 4,000.00	\$ -	\$ 4,000.00	\$ -
Item 9 - Laguna Field Instruments	\$ 9,300.00	\$ 9,300.00	\$ -	\$ 9,300.00	\$ -
Item 10 - Payson SCADA (Subconsultant)	\$ 10,000.00	\$ 6,313.60	\$ -	\$ 6,313.60	\$ 3,686.40
Item 12 - Electrical Plans	\$ 5,000.00	\$ 5,000.00	\$ -	\$ 5,000.00	\$ -
Start up and Training	\$ 11,250.00	\$ 5,625.00	\$ 5,625.00	\$ 11,250.00	\$ -
Taxes	\$ 8,123.00	\$ 8,123.00	\$ -	\$ 8,123.00	\$ -
Change Order No. 1 - Well Pump Starter	\$ 3,000.00	\$ 3,000.00	\$ -	\$ 3,000.00	\$ -
Totals	\$ 133,723.00	\$ 124,411.60	\$ 5,625.00	\$ 130,036.60	\$ 3,686.40



JW Water Holdings, LLC

Denver, CO 80230

Invoice

Date	Invoice #
11/1/2021	1252

Bill To
Navajo Water Company P.O. Box 200595 Denver, CO 80220

Quantity	Description	Rate	Class	Amount
	Operator wages			2,931.10
	Admin wages			387.20
	Materials & supplies			711.39
	Communications Exp			284.29
	Other Utilities (trash service)			28.58
	Tank monitoring			42.15
	Contractor ops			499.50
	Purchased power			47.11
	Office Share - Rent	133.95	Navajo(12)	133.95
	Wells & springs - well site tie ins	1,888.00	Navajo(12)	1,888.00
	Auto Ins	118.37	Navajo(12)	118.37
	WC & GL ins	152.25	Navajo(12)	152.25
	Forms & Postage (used 4-Factor allocation)	243.90	Navajo(12)	243.90
	Vehicle Expense	966.72	Navajo(12)	966.72
	Chemicals - Chlorine	19.55	Navajo(12)	19.55
	Meters - new well meter for SCADA	258.00	LE(14)	258.00
	Communications Eqpt - SCADA system	2,211.50	Navajo(12)	2,211.50
	Total Reimbursable Expenses			5,992.24
	Structures & Improvements - Gonzoles contractor			1,197.00
			Total	\$12,120.56

INVOICE

J W Water



Jedd Ambrosini

712 N Fox Hill Circle
Payson, AZ 85541

Phone: (928) 978-1376

Email: sparkyandsonselectric@gmail.com

Payment Terms

Due upon receipt

Invoice #

000787

Date

11/10/2021

Description

Total

Add outside outlet

\$3,150.00

And dedicated outlets with bubble covers for the heat strips at Chapparell, summer pines, and laguna.

Subtotal

\$3,150.00

Total

\$3,150.00

By signing this document, the customer agrees to the services and conditions outlined in this document.

J W Water

JW Water Holdings, LLC

Denver, CO 80230

Invoice

Date	Invoice #
11/11/2021	1268

Bill To
Navajo Water Company P.O. Box 200595 Denver, CO 80220

Quantity	Description	Rate	Class	Amount
	Operator Wages			2,290.37
	Admin Wages			193.60
	Structures & Improvements - LE			915.67
	operator cell phones	21.31	Navajo(12)	21.31
	Office Share	133.95	Navajo(12)	133.95
	Total Reimbursable Expenses			155.26
6	Aug- Sep Daily Rental of Vermeer CV573SGT Vac Trailer - to connect up mains in Navajo (Plant in service - distribution mains)	420.00		2,520.00
5	Sep - Oct. rental of dump trailer (LE)	95.00		475.00
1	Daily Rental Rate for Pipe Freeze Machine Unit (10-14 - LE)	128.00		128.00
3	LE Tractor rentals from Sep. - Oct.	350.00		1,050.00
			Total	\$7,727.90

Invoice

Customer #	Invoice Date	Invoice #
34350000	11/11/21	9823522-00
Customer PO #	PO Date	Page #
N-SP-WELL1	11/5/21	1 of 1

Bill To
J W WATER HOLDINGS LLC 7581 E ACADEMY BLVD, #229 DENVER, CO 80230

Ship To
SHIP TO ADDRESS J W WATER HOLDINGS LLC 8212 MESCALERO RD PAYSON, AZ 85541

Instructions				Remit To
Ship Point	Via	Shipped	Terms	Dana Kepner Company, LLC PO Box 710281 Denver, CO 80271-0281
		11/11/21	Net 30 Days	

Notes

Line	Product and Description	Order Quantity	Backorder Quantity	Shipped Quantity	Qty UM	Unit Price	Price UM	Amount(Net)
1	DL10NS CR-DL10 1" DEEP WELL AIR LEASE VALVE	1.00	0.00	1.00	each	584.0	each	584.00

1	Lines Total	Qty Shipped Total	1.00	Subtotal	584.00
				Freight In	25.00
				City Tax	11.68
				County Tax	4.85
				State Tax	32.70
				Total Due	658.23

JW Water Holdings, LLC

Denver, CO 80230

Invoice

Date	Invoice #
11/23/2021	1271

Bill To
Navajo Water Company P.O. Box 200595 Denver, CO 80220

Quantity	Description	Rate	Class	Amount
	Navajo - Wells & Springs - Sand separator	1,300.00	Navajo(12)	1,300.00
	Chemicals - Chlorine	363.57	Navajo(12)	363.57
	Forms & Postage (used 4-Factor allocation)	229.47	Navajo(12)	229.47
	Navajo specific billing	27.75	Navajo(12)	27.75
	Travel exp	146.40	Navajo(12)	146.40
	Communications exp	263.75	Navajo(12)	263.75
	Materials & supplies	378.50	Navajo(12)	378.50
	Vehicle Expense	917.24	Navajo(12)	917.24
	SP - Structures & improvements	1,055.00	SP(12)	1,055.00
	Total Reimbursable Expenses			4,681.68
			Total	\$4,681.68

JW Water Holdings, LLC

Denver, CO 80230

Invoice

Date	Invoice #
12/31/2021	1312

Bill To
Navajo Water Company P.O. Box 200595 Denver, CO 80220

Quantity	Description	Rate	Class	Amount
	Oct-Dec Alloc. of HC premiums			478.32
	Communications Expenses			52.62
	Materials & Supplies			299.84
	Acct. 17841 - Trash Svc. - Stover	14.29	Navajo(12)	14.29
	Contractor ops	0.00	Navajo(12)	0.00
	Navajo fence slats (Buildings & Improvements)	2,114.52	Navajo(12)	2,114.52
	Office Share	133.95	Navajo(12)	133.95
	Total Reimbursable Expenses			2,262.76
	Operator Wages			1,944.83
	Admin Wages			193.63
			Total	\$5,232.00

JW Water Holdings, LLC

Denver, CO 80230

Invoice

Date	Invoice #
12/31/2021	1321

Bill To
Navajo Water Company P.O. Box 200595 Denver, CO 80220

Quantity	Description	Rate	Class	Amount
	Operator Wages through 12/31			1,668.65
	Admin Wages through 12/31			197.07
	105 - Structures & improvements -Navajo (all three sites)	1,137.44	Navajo(12)	1,137.44
	Forms & Postage (used 4-Factor allocation)	232.81	Navajo(12)	232.81
	Diego - M&S purchases on FB Card Nov. 20-Dec. 19 2021	545.61	Navajo(12)	545.61
	Employee Wages & Bonuses	446.50	Navajo(12)	446.50
	Vehicle Expense	582.81	Navajo(12)	582.81
	Contract Maintenance	178.60	Navajo(12)	178.60
	Total Reimbursable Expenses			3,123.77
			Total	\$4,989.49

Invoice

Darcor & Associates, Inc
22601 N 17th Ave, Suite 240
Phoenix, AZ 85027

DATE	INVOICE #
12/31/2021	21007-10

BILL TO:

Navajo Water Company, Inc
7581 E Academy Blvd, Suite 229
Denver, CO 80230

DESCRIPTION	AMOUNT
-------------	--------

Show Low / Navajo Water System Electrical Improvements Control & Integration Services
Electrical Engineering Services

Made site visit to configure and test SCADA for all three sites. Additional site visit will be required to finalize
(90% Progress Billing for Item 10 - SCADA)

2,686.40

**See Attached Billing Breakdown

TOTAL \$2,686.40

BILLING BREAKDOWN

Client:	Navajo Water Company, Inc 8825 N 23rd Ave, Suite 100 Phoenix, AZ 85021	Project:	Show Low/Navajo WS Control Panels
		Invoice No.:	21007-10
		Period:	<u>1-Dec-21</u> to <u>31-Dec-21</u>
		Due Date:	31-Jan-22
Contact:	Jason Williamson		

		<u>CONTRACT</u> <u>AMOUNT</u>	<u>AMOUNT</u> <u>PREVIOUSLY</u> <u>INVOICED</u>	<u>CURRENT</u> <u>AMOUNT</u> <u>INVOICED</u>	<u>AMOUNT</u> <u>INVOICED</u> <u>TO DATE</u>	<u>TOTAL</u> <u>AMOUNT</u> <u>REMAINING</u>
Item 1 - Chaparral PS RTU Cabinet	\$	20,000.00	\$ 20,000.00	\$ -	\$ 20,000.00	\$ -
Item 2 - Chaparral PS Well Pump Controller	\$	1,000.00	\$ 1,000.00	\$ -	\$ 1,000.00	\$ -
Item 3 - Chaparral PS Field Instruments	\$	7,650.00	\$ 7,650.00	\$ -	\$ 7,650.00	\$ -
Item 4 - Summer Pines PS RTU Cabinet	\$	20,000.00	\$ 20,000.00	\$ -	\$ 20,000.00	\$ -
Item 5 - Summer Pines PS Well Pump Starter	\$	4,000.00	\$ 4,000.00	\$ -	\$ 4,000.00	\$ -
Item 6 - Summer Pines Field Instruments	\$	10,400.00	\$ 10,400.00	\$ -	\$ 10,400.00	\$ -
Item 7 - Laguna PS RTU Cabinet	\$	20,000.00	\$ 20,000.00	\$ -	\$ 20,000.00	\$ -
Item 8 - Laguna PS Well Pump Starter	\$	4,000.00	\$ 4,000.00	\$ -	\$ 4,000.00	\$ -
Item 9 - Laguna Field Instruments	\$	9,300.00	\$ 9,300.00	\$ -	\$ 9,300.00	\$ -
Item 10 - Payson SCADA (Subconsultant)	\$	10,000.00	\$ 6,313.60	\$ 2,686.40	\$ 9,000.00	\$ 1,000.00
Item 12 - Electrical Plans	\$	5,000.00	\$ 5,000.00	\$ -	\$ 5,000.00	\$ -
Start up and Training	\$	11,250.00	\$ 11,250.00	\$ -	\$ 11,250.00	\$ -
Taxes	\$	8,123.00	\$ 8,123.00	\$ -	\$ 8,123.00	\$ -
Change Order No. 1 - Well Pump Starter	\$	3,000.00	\$ 3,000.00	\$ -	\$ 3,000.00	\$ -
Totals	\$	133,723.00	\$ 130,036.60	\$ 2,686.40	\$ 132,723.00	\$ 1,000.00



CLIENT INFORMATION

Manager: Diego Dominick
 Name: Navajo Water Co.

Address: 8212 W Mescalero Rd
 Payson, AZ 85541
 Phone: (928) 478-6516

PROJECT INFORMATION

Reference No.: PO# NWCO - New Sites
 Ref. Name: **Engineering Consulting**

INVOICE # 3

Date: 1/7/2022
 Period: 10/01/21 - 12/31/21

TIME & MATERIALS BASIS INVOICE DETAILS

Task #	Description	% Done	Contract Amount	Previous Invoices	This Invoice	Balance Remaining
PROFESSIONAL ENGINEERING SERVICES						
1	Data Collection & Site Visits	100%	\$ 1,000.00	\$ 1,000.00	\$ -	\$ -
2	Laguna: Site Plan and ATC/AOC	100%	\$ 2,500.00	\$ 1,900.00	\$ 600.00	\$ -
3	Summer Pines: Site Plan and ATC/AOC	0%	\$ 2,500.00			\$ 2,500.00
4	Chaparral Pines: Site Plan	0%	\$ 650.00			\$ 650.00
SUB-TOTAL			\$ 6,650.00	\$ 2,900.00	\$ 600.00	\$ 3,150.00

Task	Description	Contract Amount	Previous	This Invoice	Sub-total Per Task
1	Data Collection & Site Visits				
2	Laguna Site Plan & ATC/AOC: AOC Permit Complete			\$ 600.00	

TOTAL THIS INVOICE	\$ 600.00
---------------------------	------------------

Please send payment to:

Jeff Bower, PE
 Arizona Water Engineering, Inc.
 532 North 74 Street
 Scottsdale, AZ 85257
 (602) 686-8231



Invoice

Customer #	Invoice Date	Invoice #
34350000	1/18/22	9824239-00
Customer PO #	PO Date	Page #
saturday main break	1/15/22	1 of 1

Bill To
J W WATER HOLDINGS LLC 7581 E ACADEMY BLVD, #229 DENVER, CO 80230



Ship To
SHIP TO ADDRESS J W WATER HOLDINGS LLC 8212 MESCALERO RD PAYSON, AZ 85541

Instructions				Remit To	
				Dana Kepner Company, LLC PO Box 710281 Denver, CO 80271-0281	
Ship Point	Via	Shipped	Terms		
	PICKUP	1/18/22	Net 30 Days		

Notes

Line	Product and Description	Order Quantity	Backorder Quantity	Shipped Quantity	Qty UM	Unit Price	Price UM	Amount(Net)
2	62MACRO4 ROMAC 4" MACRO COUPLING 4.40-5.60 (CONSISTS OF END RINGS, CENTER RINGS AND BOLT GUIDES)	2.00	0.00	2.00	each	225.24	each	450.48

1	Lines Total	Qty Shipped Total	2.00	Subtotal	450.48
				18 Late Open	125.00
				City Tax	0.00
				County Tax	0.00
				State Tax	0.00
				Total Due	575.48

Invoice

Customer #	Invoice Date	Invoice #
34350000	1/19/22	9824238-00
Customer PO #	PO Date	Page #
N-SP-WELL#1	1/14/22	1 of 1

Bill To
J W WATER HOLDINGS LLC 7581 E ACADEMY BLVD, #229 DENVER, CO 80230

Ship To
SHIP TO ADDRESS J W WATER HOLDINGS LLC 8212 MESCALERO RD PAYSON, AZ 85541

Instructions				Remit To
Ship Point	Via	Shipped	Terms	Dana Kepner Company, LLC PO Box 710281 Denver, CO 80271-0281
		1/19/22	Net 30 Days	

Notes

Line	Product and Description	Order Quantity	Backorder Quantity	Shipped Quantity	Qty	UM	Unit Price	Price UM	Amount(Net)
1	141ARID041 1" ARI D-040-1" NYLON BASE AIR VAC	1.00	0.00	1.00	PCS		262.67	PCS	262.67

1	Lines Total	Qty Shipped Total	1.00	Subtotal	262.67
				Freight In	10.00
				City Tax	5.25
				County Tax	2.18
				State Tax	14.71
				Total Due	294.81

JW Water Holdings, LLC

Denver, CO 80230

Invoice

Date	Invoice #
1/31/2022	1335

Bill To
Navajo Water Company P.O. Box 200595 Denver, CO 80220

Quantity	Description	Rate	Class	Amount
	Insurance Premiums (Auto WC GL)			465.96
	Operator Wages			1,709.39
	Admin Wages			328.03
	Materials & Supplies			399.88
	Storage tank monitoring	16.31	Navajo(12)	16.31
	Shop Phone	10.90	Navajo(12)	10.90
	PIS: Structures & Improvements - New Roof and Paint for CP Operations Building	2,079.00	CP(13)	2,079.00
	Purchased power	39.77	Navajo(12)	39.77
	Total Reimbursable Expenses			2,145.98
			Total	\$5,049.24

Invoice

Darcor & Associates, Inc
22601 N 17th Ave, Suite 240
Phoenix, AZ 85027

DATE

INVOICE #

1/31/2022

21007-11

BILL TO:

Navajo Water Company, Inc
7581 E Academy Blvd, Suite 229
Denver, CO 80230

DESCRIPTION

AMOUNT

Show Low / Navajo Water System Electrical Improvements Control & Integration
Services
Electrical Engineering Services

SCADA programming; Change IP addresses at Laguna and Summer Pines;
Coordination with SCADA subconsultant and JW Water on status
(100% Billing for Item 10 - SCADA)

1,000.00

**See Attached Billing Breakdown

TOTAL

\$1,000.00

BILLING BREAKDOWN

Client:	Navajo Water Company, Inc 8825 N 23rd Ave, Suite 100 Phoenix, AZ 85021	Project:	Show Low/Navajo WS Control Panels
		Invoice No.:	21007-11
		Period:	<u>1-Jan-22</u> to <u>31-Jan-22</u>
		Due Date:	28-Feb-22
Contact:	Jason Williamson		

	<u>CONTRACT</u> <u>AMOUNT</u>	<u>AMOUNT</u> <u>PREVIOUSLY</u> <u>INVOICED</u>	<u>CURRENT</u> <u>AMOUNT</u> <u>INVOICED</u>	<u>AMOUNT</u> <u>INVOICED</u> <u>TO DATE</u>	<u>TOTAL</u> <u>AMOUNT</u> <u>REMAINING</u>
Item 1 - Chaparral PS RTU Cabinet	\$ 20,000.00	\$ 20,000.00	\$ -	\$ 20,000.00	\$ -
Item 2 - Chaparral PS Well Pump Controller	\$ 1,000.00	\$ 1,000.00	\$ -	\$ 1,000.00	\$ -
Item 3 - Chaparral PS Field Instruments	\$ 7,650.00	\$ 7,650.00	\$ -	\$ 7,650.00	\$ -
Item 4 - Summer Pines PS RTU Cabinet	\$ 20,000.00	\$ 20,000.00	\$ -	\$ 20,000.00	\$ -
Item 5 - Summer Pines PS Well Pump Starter	\$ 4,000.00	\$ 4,000.00	\$ -	\$ 4,000.00	\$ -
Item 6 - Summer Pines Field Instruments	\$ 10,400.00	\$ 10,400.00	\$ -	\$ 10,400.00	\$ -
Item 7 - Laguna PS RTU Cabinet	\$ 20,000.00	\$ 20,000.00	\$ -	\$ 20,000.00	\$ -
Item 8 - Laguna PS Well Pump Starter	\$ 4,000.00	\$ 4,000.00	\$ -	\$ 4,000.00	\$ -
Item 9 - Laguna Field Instruments	\$ 9,300.00	\$ 9,300.00	\$ -	\$ 9,300.00	\$ -
Item 10 - Payson SCADA (Subconsultant)	\$ 10,000.00	\$ 9,000.00	\$ 1,000.00	\$ 10,000.00	\$ -
Item 12 - Electrical Plans	\$ 5,000.00	\$ 5,000.00	\$ -	\$ 5,000.00	\$ -
Start up and Training	\$ 11,250.00	\$ 11,250.00	\$ -	\$ 11,250.00	\$ -
Taxes	\$ 8,123.00	\$ 8,123.00	\$ -	\$ 8,123.00	\$ -
Change Order No. 1 - Well Pump Starter	\$ 3,000.00	\$ 3,000.00	\$ -	\$ 3,000.00	\$ -
Totals	\$ 133,723.00	\$ 132,723.00	\$ 1,000.00	\$ 133,723.00	\$ -



JW Water Holdings, LLC

Denver, CO 80230

Invoice

Date	Invoice #
2/16/2022	1362

Bill To
Navajo Water Company P.O. Box 200595 Denver, CO 80220

Quantity	Description	Rate	Class	Amount
	Dues & Subscriptions			157.22
	Operator Wages			2,891.33
	Admin Wages			410.23
	Materials & Supplies Expense			258.27
	Insurance Expense			1,117.61
	operator cell phones	21.31	Navajo(12)	21.31
	Acct. 17841 - Trash Svc. - Stover	15.72	Navajo(12)	15.72
	Employer sponsored health insurance	159.44	Navajo(12)	159.44
	Rent Expense	135.00	Navajo(12)	135.00
	Contractor ops	312.00	Navajo(12)	312.00
	Structures & improvements - Chaparral Pines new roof	801.00	CP(13)	801.00
	Storage tank monitoring	17.40	Navajo(12)	17.40
	Total Reimbursable Expenses			1,461.87
			Total	\$6,296.53

JW Water Holdings, LLC

Denver, CO 80230

Invoice

Date	Invoice #
3/17/2022	1390

Bill To
Navajo Water Company P.O. Box 200595 Denver, CO 80220

Quantity	Description	Rate	Class	Amount
	WUAA Annual Membership - 2021	165.00	Navajo(12)	165.00
	Chemicals	67.51	Navajo(12)	67.51
	Contractor ops	212.00	Navajo(12)	212.00
	Storage tank monitoring	15.22	Navajo(12)	15.22
	Office Rent	133.95	Navajo(12)	133.95
	Total Reimbursable Expenses			593.68
	Other Utilities Expenses			63.53
	Operator Wages			1,585.27
	Admin Wages			537.63
	Structures and Improvements - SP Fence	2,114.52	SP(12)	2,114.52
	Fixed asset - computers - SCADA computer	217.67	Navajo(12)	217.67
	Purchased power	45.61	Navajo(12)	45.61
	Total Reimbursable Expenses			2,377.80
			Total	\$5,157.91

JW Water Holdings, LLC

Denver, CO 80230

Invoice

Date	Invoice #
4/26/2022	1414

Bill To
Navajo Water Company P.O. Box 200595 Denver, CO 80220

Quantity	Description	Rate	Class	Amount
	Communications Expense			64.14
	Auto Insurance			457.40
	WC & GL Insurance			613.73
	Postage & delivery			523.06
	Inventory COGS			294.10
	Dues & Subscriptions			114.14
	Vehicle Expense			2,167.95
	Health insurance			318.88
	Contractor ops	0.00	Navajo(12)	0.00
	Structures & improvements	980.00	Navajo(12)	980.00
	Structures & improvements - SP & CP Fencing materials	2,909.76	Navajo(12)	2,909.76
	Structures & improvements	900.00	CP(13)	900.00
	Total Structures & Improvements			4,789.76
	Operator wages			4,641.11
	Admin wages			611.17
	Navajo County Assessment - AZ Blue Stake - dues & subscriptions	18.51	Navajo(12)	18.51
	Chemicals	53.52	Navajo(12)	53.52
	Inventory setup and maintenance - COGS	120.00	Navajo(12)	120.00
	Storage tank monitoring	18.03	Navajo(12)	18.03
	Office Rent	133.95	Navajo(12)	133.95
	Travel Mar 22-23	70.72	Navajo(12)	70.72
	Purchased power	45.59	Navajo(12)	45.59
	monthly backhoe rental for multiple leak repairs - Eqpt Rental	157.92		157.92
	Materials & supplies	568.53	Navajo(12)	568.53
	Repairs & maintenance	1,100.00	SP(12)	1,100.00
	Total Reimbursable Expenses			2,286.77
			Total	\$16,882.21

Invoice

Customer #	Invoice Date	Invoice #
34350000	8/10/22	9827121-00
Customer PO #	PO Date	Page #
ENVY-LE-08-10-2022	8/10/22	1 of 1

Bill To
J W WATER HOLDINGS LLC 7581 E ACADEMY BLVD, #229 DENVER, CO 80230

Ship To
SHIP TO ADDRESS J W WATER HOLDINGS LLC 8212 MESCALERO RD PAYSON, AZ 85541

Instructions				Remit To	
				Dana Kepner Company, LLC	
Ship Point	Via	Shipped	Terms	PO Box 710281	
		8/10/22	Net 30 Days	Denver, CO 80271-0281	

Notes

Line	Product and Description	Order Quantity	Backorder Quantity	Shipped Quantity	Qty UM	Unit Price	Price UM	Amount(Net)
1	37S801040 4" SCH80 SXSXS TEE	1.00	0.00	1.00	PCS	24.85	PCS	24.85
2	37S806040 4" SCH 80 PVC 90 BEND, SxS, #806040	1.00	0.00	1.00	PCS	17.72	PCS	17.72
3	62MACRO4 ROMAC 4" MACRO COUPLING 4.40-5.60 (CONSISTS OF END RINGS, CENTER RINGS AND BOLT GUIDES)	1.00	0.00	1.00	each	313.54	each	313.54
4	08S0480BE 4"X20' SCH80 PVC, BELLED END	1.00	0.00	1.00	PCS	18.67	/FT	373.40

4 Lines Total	Qty Shipped Total	4.00	Subtotal	729.51
			City Tax	0.00
			County Tax	0.00
			State Tax	0.00
			Total Due	729.51

JW Water Holdings, LLC

Denver, CO 80230

Invoice

Date	Invoice #
8/19/2022	1542

Bill To
Navajo Water Company P.O. Box 200595 Denver, CO 80220

Quantity	Description	Rate	Class	Amount
	Dues & subscriptions	57.07	Navajo(12)	57.07
	operator cell phones	21.17	Navajo(12)	21.17
	Materials & supplies	210.92	Navajo(12)	210.92
	Structures & improvements	4,200.00	LE(14)	4,200.00
	Chemicals	55.25	Navajo(12)	55.25
	Contractor ops	0.00	Navajo(12)	0.00
	Purchased power	35.74	Navajo(12)	35.74
	Total Reimbursable Expenses			4,580.15
	Repairs & Maintenance			2,271.98
	Operator Wages			2,082.14
	Admin Wages			201.82
			Total	\$9,136.09

JW Water Holdings, LLC


Denver, CO 80230

Invoice

Date	Invoice #
9/29/2022	1595

Bill To
Navajo Water Company P.O. Box 200595 Denver, CO 80220

Quantity	Description	Rate	Class	Amount
339	JW Water Holdings, LLC Monthly Overhead and Mgmt. Services	14.465		4,903.64
	Operator Wages			1,014.50
	Admin Wages			201.81
	Materials & Supplies			680.24
	Communications Expense			32.72
	Office rent	182.69	Navajo(12)	182.69
	Wells & springs	1,267.50	Navajo(12)	1,267.50
	Employer sponsored health insurance	313.28	Navajo(12)	313.28
	Regulatory expense - annual corporate report	45.00	Navajo(12)	45.00
	Acct. 17841 - Trash Svc. - Stover	15.72	Navajo(12)	15.72
	Vehicle expenses	1,399.69	Navajo(12)	1,399.69
	Total Reimbursable Expenses			3,223.88
			Total	\$10,056.79



Southwest Automation Services, LLC

8623 Melinda Ln
Peoria, AZ 85382
(602) 881-6041
phil@swas-llc.com

INVOICE

BILL TO

Diego Dominic
J W Water
8212 W Mescalero Rd
Payson, AZ 85541

SCADA - communications Equipment

INVOICE # 1313

DATE 11/14/2022

DUE DATE 12/14/2022

TERMS Net 30

DATE	DESCRIPTION	QTY	RATE	AMOUNT
09/13/2022	Controls Programming Dan Giebner onsite at summer pines installed HOA switches and speed pots to the booster pumps program changes to PLC & VFD'S	9	150.00	1,350.00
09/13/2022	Travel/ miles Dan Giebner 405 miles RT travel from New River to Summer Pines Az at a 2022 GSA rate of \$0.585/miles.	405	0.585	236.93
09/13/2022	Travel/lodging Dan Giebner lodging at 2022 GSA rate of \$100.00/night	1	100.00	100.00
09/14/2022	Controls Programming Dan Giebner onsite at chaparral Laguna Installed HOA switches and speed pots to the booster pumps. Program changes to PLC & VFD'S .	9	150.00	1,350.00
09/15/2022	Controls Programming Dan Giebner at Payson office Installed HOA switches and speed pots to the booster pumps. Program changes to PLC & VFD'S.	10	150.00	1,500.00
09/16/2022	Controls Programming Dan Giebner worked on programing and changes to SCADA system.	8	150.00	1,200.00
09/29/2022	Repair Dan Giebner onsite at tonto set up VFD to start in auto after a power failure.	6	150.00	900.00
09/29/2022	Travel/ miles Dan Giebner 180miles RT travel from New River to Tonto 2022 GSA rate of \$0.585/miles	180	0.585	105.30
10/10/2022	Repair Dan Giebner onsite for chaparral communications problem reset PLC. Fixed the problem PLC changes for tank level.	10	150.00	1,500.00

JW Water Holdings, LLC

7581 E Academy Blvd. Suite 229
Denver, CO 80230

Invoice

Date	Invoice #
12/31/2022	1716

Bill To
Navajo Water Company 7581 E. Academy Blvd. Suite 229 Denver, CO 80230

Quantity	Description	Rate	Class	Amount
	Materials & Supplies Expenses			5,635.97
	Office rent	182.69	Navajo(12)	182.69
	Employer sponsored health insurance	267.22	Navajo(12)	267.22
	Purchased power	45.92	Navajo(12)	45.92
	Environmental and E&O Coverage	2,105.24	Navajo(12)	2,105.24
	Acct. 17841 - Trash Svc. - Stover	15.72	Navajo(12)	15.72
	Structures & Improvements - Navajo-CP Building materials/ siding	324.54	CP(13)	324.54
	Vehicle expenses	789.78	Navajo(12)	789.78
	Storage tank monitoring	9.43	Navajo(12)	9.43
	Total Reimbursable Expenses			3,740.54
	Dues & subscriptions	57.07	Navajo(12)	57.07
	Auto Ins	257.36	Navajo(12)	257.36
	WC & GL & Umbrella	381.96	Navajo(12)	381.96
	Forms & Postage (used 4-Factor allocation) .0943	280.40	Navajo(12)	280.40
	Total Reimbursable Expenses			976.79
	Operator Wages			2,537.66
	Admin Wages			289.85
			Total	\$13,180.81

Navajo Water Co., Inc.

Item 4

Salaries & Wages Information

List of employees, job description and compensation.

Unless there is a project where an employee's hours can be clearly assigned to an individual subsidiary, employee salaries & wages are assigned to Navajo utilizing an ACC approved 4-factor allocation. Navajo Water Co.'s current 4-factor proportion is 0.1877.

- **Diego Dominick**
 - Operations Manager – oversees day-to-day operations and employees for Navajo Water Co., Payson Water Co., and Tonto Basin Water Co.
 - Compensation: Base salary of [REDACTED] but is assigned to Navajo Water Co. per our four-factor allocation. Navajo Water Co.'s portion would be [REDACTED].

- **Ramon Acosta**
 - Lead Field Technician – performs day-to-day operations for Navajo Water Co., Payson Water Co., and Tonto Basin Water Co.
 - Compensation: [REDACTED] hour or [REDACTED] during the test year (inclusive of OT). Navajo Water Co.'s typical allocation would be [REDACTED] based on the ACC approved four-factor allocation.

- **Kevin Knapp**
 - Field Technician – performs day-to-day operations for Navajo Water Co., Payson Water Co., and Tonto Basin Water Co.
 - Compensation: [REDACTED]/hour or [REDACTED] annualized salary (inclusive of OT). Navajo Water Co.'s typical allocation would be [REDACTED] based on the ACC approved four-factor allocation.

- Open Position: Field Technician [REDACTED]/hour or [REDACTED] during the test year. Navajo's typical allocation would be [REDACTED] based on the ACC approved four-factor allocation.

- **Kyla Meredith**
 - Warehouse / Inventory Management – oversees inventory, materials & supplies at the central shop for Navajo Water Co., Payson Water Co., and Tonto Basin Water Co.
 - Compensation: [REDACTED]/hour. Navajo Water Co.'s portion would be approximately [REDACTED] on an annualized basis.

Navajo Water Co., Inc.

Item 5

Purchased Water

N/A

Navajo Water Co., Inc.

Item 6

Purchased Power

Navajo Water Co., Inc. Transaction Detail By Account April 2022 through March 2023

Type	Date	Num	Name	Memo	Clr	Debit	Credit	Balance
Operating Expenses								
600 · WATER OPERATING EXPENSES								
615 · Purchased Power								
Bill	04/24/2022	855106	NEC	Account 8551...		450.99		450.99
Bill	04/24/2022	968806	NEC	Account 9688...		232.89		683.88
Bill	04/26/2022	1414	JW Water	Invoice 1414		45.59		729.47
Credit	04/26/2022	1414	JW Water	Invoice 1414 -...		0.00		729.47
Bill	05/11/2022	1450	JW Water	Invoice 1450		24.66		754.13
Check	05/13/2022		APS			125.52		879.65
Bill	05/20/2022	May22	APS	May22		148.16		1,027.81
Bill	05/24/2022	855106	NEC	Account 8551...		504.73		1,532.54
Bill	05/24/2022	968806	NEC	Account 9688...		243.28		1,775.82
Bill	06/08/2022	1473	JW Water	1473		31.01		1,806.83
Bill	06/20/2022	1482	JW Water	1482		20.64		1,827.47
Bill	06/24/2022	968806	NEC	Account 9688...		302.57		2,130.04
Bill	06/24/2022	855106	NEC	Account 8551...		608.36		2,738.40
Check	07/12/2022	Autopay	APS			157.63		2,896.03
Bill	07/24/2022	855106	NEC	Account 8551...		591.67		3,487.70
Bill	07/24/2022	968806	NEC	Account 9688...		265.59		3,753.29
Bill	07/25/2022	1510	JW Water	1510		29.96		3,783.25
Check	08/11/2022	Autopay	APS	July22		131.34		3,914.59
Bill	08/19/2022	1542	JW Water	1542		35.74		3,950.33
Bill	08/24/2022	855106	NEC	Account 8551...		526.18		4,476.51
Bill	08/24/2022	968806	NEC	Account 9688...		228.60		4,705.11
Check	09/09/2022	Autopay	APS	Aug22		136.86		4,841.97
Bill	09/13/2022	1577	JW Water	1577		27.71		4,869.68
Bill	09/24/2022	855106_Sep22	NEC	Account 8551...		611.38		5,481.06
Check	10/04/2022	Autopay	NEC	968806_Sept22		207.81		5,688.87
Check	10/13/2022	AutoPay	APS	Sep22		122.27		5,811.14
Bill	10/24/2022	855106	NEC	Account 8551...		540.44		6,351.58
Bill	10/24/2022	968806	NEC	Account 9688...		205.48		6,557.06
Bill	10/26/2022	1617	JW Water	Power Shop		55.01		6,612.07
Bill	11/03/2022	1649	JW Water	1649		21.57		6,633.64
Check	11/09/2022	AutoPay	APS	Oct22		107.67		6,741.31
Bill	11/24/2022	855106	NEC	Account 8551...		462.95		7,204.26
Bill	11/24/2022	968806	NEC	Account 9688...		192.26		7,396.52
Check	12/09/2022	AutoPay	APS	Nov22		107.33		7,503.85
Bill	12/24/2022	968806	NEC	Account 9688...		180.25		7,684.10
Bill	12/24/2022	855106	NEC	Account 8551...		462.06		8,146.16
Bill	12/31/2022	1716	JW Water	1716		45.92		8,192.08
Check	01/09/2023	AutoPay	APS	Dec22		128.29		8,320.37
Bill	01/17/2023	1742	JW Water	1742		54.77		8,375.14
Bill	01/24/2023	855106	NEC	Account 8551...		501.32		8,876.46
Bill	01/24/2023	968806	NEC	Account 9688...		179.37		9,055.83
Check	02/10/2023	AutoPay	APS	Jan23		125.85		9,181.68
Bill	02/16/2023	1767	JW Water	1767		66.16		9,247.84
Bill	02/24/2023	855106	NEC	Account 8551...		735.31		9,983.15
Bill	02/24/2023	968806	NEC	Account 9688...		296.11		10,279.26
Check	03/14/2023	AutoPay	APS	Feb23		116.22		10,395.48
Bill	03/20/2023	1804	JW Water	1804		65.64		10,461.12
Bill	03/24/2023	855106	NEC	Account 8551...		692.45		11,153.57
Bill	03/24/2023	968806	NEC	Account 9688...		227.28		11,380.85
Total 615 · Purchased Power						11,380.85	0.00	11,380.85
Total 600 · WATER OPERATING EXPENSES						11,380.85	0.00	11,380.85
Total Operating Expenses						11,380.85	0.00	11,380.85
TOTAL						11,380.85	0.00	11,380.85

While we do our best to minimize the possibility of errors, we always encourage our members to review their bills carefully each month, and let us know if you detect any errors. We value you as a member and will continue to provide you with the latest products and technology advancements, while maintaining the highest level of member care.

As part of NEC's agreement to provide you services, you agree to pay late fees that NEC charges for the cost associated with delinquent payments. Your payment must be paid by the "Due by" date to prevent late fee and/or termination of service. NEC strongly believes that members who pay on time should not have to subsidize the cost associated with members who do not pay on time.

Lakeside Office
928-368-5118 or 800-543-6324

Pay by Phone
877-760-7428

St. Johns: 928-337-4414
Heber/Overgaard: 928-535-4307
Springerville: 928-333-4631
Reserve: 575-533-6328

RIGHT OF APPEAL

If you are dissatisfied with the results obtained from an investigation of service or bill complaint by cooperative personnel, you have the right to appeal to:

Arizona Corporation Commission
1200 West Washington
Phoenix, AZ 85007
(602) 542-4251 or 1-800-222-7000
<http://www.cc.state.az.us>

IF SERVICE IS INTERRUPTED... Check your fuses and circuit breakers. If all your service is off, check with your neighbors. Report promptly if you think the trouble is on NEC lines. Labor and transportation charges will be assessed to the consumer for a call out when problem is on consumer's side of the meter.

Electricity is one of the few things you pay for after you use it. That's why your bill is due no later than the "Due By" date printed on your statement. If you need a little more time to pay and you meet certain eligibility criteria, NEC may be able to offer a payment extension. For more information please call (928) 368-5118 ext. 115.

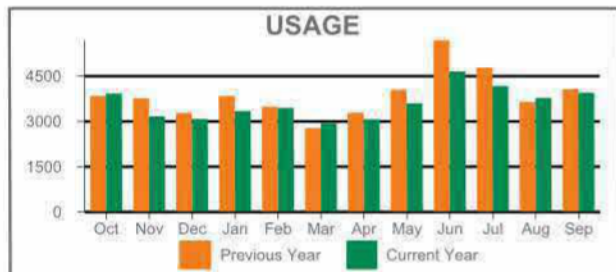
Account #: 855106

PF: 0.95800

911 Address: SUMMER PINES U2 L196

Read Type: REGULAR

ID	Rate Description	From	To	Prior Read	Present Read	Multi	kWh Usage	Dmd
290017	Pumping and Irrigation	08/16/22	09/16/22	36536	40489	1	3,953	20.992
Total Usage for Billing Period:							3,953	



CURRENT BILLING CHARGES

Cost of Electricity You Used

Service Availability Charge		53.75
Electricity Charge	3,953 @ 0.09382	370.87
Demand Charge	20.992 @ 6.15000	129.10
Demand Side Management	3,953 @ 0.00024	0.95
Purchase Power Cost Adj	3,953 @ 0.00500	19.77
Cost of Electricity You Used Total:		574.44

Taxes and Fees

Navajo County Sales Tax	0.83%	4.77
Arizona Sales Tax	5.6%	32.17
Taxes and Fees Total:		36.94

	This Month	Last Month	This Month Last Year
Billing Days	31	31	31
Your total use in kWh	3,953	3,779	4,068
Your average daily cost	\$19.72	\$16.97	\$17.98

Total Current Billing Charges: 611.38

While we do our best to minimize the possibility of errors, we always encourage our members to review their bills carefully each month, and let us know if you detect any errors. We value you as a member and will continue to provide you with the latest products and technology advancements, while maintaining the highest level of member care.

As part of NEC's agreement to provide you services, you agree to pay late fees that NEC charges for the cost associated with delinquent payments. Your payment must be paid by the "Due by" date to prevent late fee and/or termination of service. NEC strongly believes that members who pay on time should not have to subsidize the cost associated with members who do not pay on time.

Lakeside Office
928-368-5118 or 800-543-6324

Pay by Phone
877-760-7428

St. Johns: 928-337-4414
Heber/Overgaard: 928-535-4307
Springerville: 928-333-4631
Reserve: 575-533-6328

RIGHT OF APPEAL

If you are dissatisfied with the results obtained from an investigation of service or bill complaint by cooperative personnel, you have the right to appeal to:

Arizona Corporation Commission
1200 West Washington
Phoenix, AZ 85007
(602) 542-4251 or 1-800-222-7000
<http://www.cc.state.az.us>

IF SERVICE IS INTERRUPTED... Check your fuses and circuit breakers. If all your service is off, check with your neighbors. Report promptly if you think the trouble is on NEC lines. Labor and transportation charges will be assessed to the consumer for a call out when problem is on consumer's side of the meter.

Electricity is one of the few things you pay for after you use it. That's why your bill is due no later than the "Due By" date printed on your statement. If you need a little more time to pay and you meet certain eligibility criteria, NEC may be able to offer a payment extension. For more information please call (928) 368-5118 ext. 230.

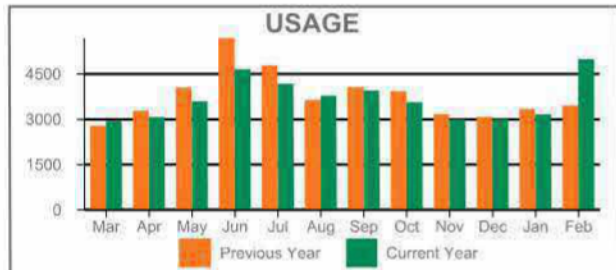
Account #: 855106

PF: 0.95100

911 Address: SUMMER PINES U2 L196

Read Type: REGULAR

ID	Rate Description	From	To	Prior Read	Present Read	Multi	kWh Usage	Dmd
290017	Pumping and Irrigation	01/15/23	02/16/23	53231	58222	1	4,991	15.091
Total Usage for Billing Period:							4,991	



	This Month	Last Month	This Month Last Year
Billing Days	32	30	31
Your total use in kWh	4,991	3,170	3,449
Your average daily cost	\$22.98	\$16.71	\$15.96

CURRENT BILLING CHARGES

Cost of Electricity You Used

Service Availability Charge		53.75
Electricity Charge	4,991 @ 0.09382	468.26
Demand Charge	15.091 @ 6.15000	92.81
Demand Side Management	4,991 @ 0.00024	1.20
Purchase Power Cost Adj	4,991 @ 0.01500	74.87
Cost of Electricity You Used Total:		690.89

Taxes and Fees

Navajo County Sales Tax	0.83%	5.73
Arizona Sales Tax	5.6%	38.69
Taxes and Fees Total:		44.42

Total Current Billing Charges: 735.31

While we do our best to minimize the possibility of errors, we always encourage our members to review their bills carefully each month, and let us know if you detect any errors. We value you as a member and will continue to provide you with the latest products and technology advancements, while maintaining the highest level of member care.

As part of NEC's agreement to provide you services, you agree to pay late fees that NEC charges for the cost associated with delinquent payments. Your payment must be paid by the "Due by" date to prevent late fee and/or termination of service. NEC strongly believes that members who pay on time should not have to subsidize the cost associated with members who do not pay on time.

Lakeside Office
928-368-5118 or 800-543-6324

Pay by Phone
877-760-7428

St. Johns: 928-337-4414
Heber/Overgaard: 928-535-4307
Springerville: 928-333-4631
Reserve: 575-533-6328

RIGHT OF APPEAL

If you are dissatisfied with the results obtained from an investigation of service or bill complaint by cooperative personnel, you have the right to appeal to:

Arizona Corporation Commission
1200 West Washington
Phoenix, AZ 85007
(602) 542-4251 or 1-800-222-7000
<http://www.cc.state.az.us>

IF SERVICE IS INTERRUPTED... Check your fuses and circuit breakers. If all your service is off, check with your neighbors. Report promptly if you think the trouble is on NEC lines. Labor and transportation charges will be assessed to the consumer for a call out when problem is on consumer's side of the meter.

Electricity is one of the few things you pay for after you use it. That's why your bill is due no later than the "Due By" date printed on your statement. If you need a little more time to pay and you meet certain eligibility criteria, NEC may be able to offer a payment extension. For more information please call (928) 368-5118 ext. 230.

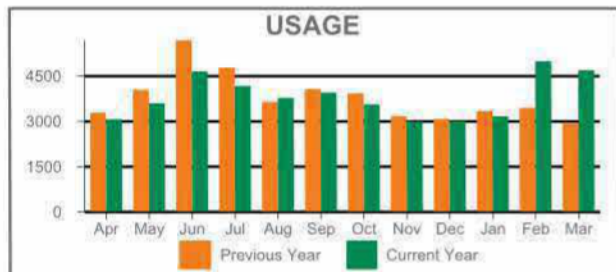
Account #: 855106

PF: 0.94900

911 Address: SUMMER PINES U2 L196

Read Type: REGULAR

ID	Rate Description	From	To	Prior Read	Present Read	Multi	kWh Usage	Dmd
290017	Pumping and Irrigation	02/16/23	03/16/23	58222	62921	1	4,699	13.730
Total Usage for Billing Period:							4,699	



	This Month	Last Month	This Month Last Year
Billing Days	28	32	28
Your total use in kWh	4,699	4,991	2,942
Your average daily cost	\$24.73	\$22.98	\$15.72

CURRENT BILLING CHARGES

Cost of Electricity You Used

Service Availability Charge		53.75
Electricity Charge	4,699 @ 0.09382	440.86
Demand Charge	13.730 @ 6.15000	84.44
Demand Side Management	4,699 @ 0.00023	1.08
Purchase Power Cost Adj	4,699 @ 0.01500	70.49
Cost of Electricity You Used Total:		650.62

Taxes and Fees

Navajo County Sales Tax	0.83%	5.40
Arizona Sales Tax	5.6%	36.43
Taxes and Fees Total:		41.83

Total Current Billing Charges: 692.45

Navajo Water Co., Inc.

Item 7

Repairs and Maintenance

Materials & Supplies

Navajo Water Co., Inc.
Transaction Detail By Account
April 2022 through March 2023

Type	Date	Num	Name	Memo	Clr	Debit	Credit	Balance
Operating Expenses								
600 · WATER OPERATING EXPENSES								
620 · Materials & Supplies								
620.1 · Repairs & Maintenance								
Bill	04/26/2022	1414	JW Water	Invoice 1414		1,100.00		1,100.00
Credit	04/26/2022	1414	JW Water	Invoice 1414 -...		0.00		1,100.00
Bill	07/25/2022	1510	JW Water	1510		340.00		1,440.00
Bill	08/19/2022	1542	JW Water	1542		2,271.98		3,711.98
Bill	08/26/2022	1554	JW Water	Summer Pines		1,210.00		4,921.98
Bill	08/28/2022	658	R and B Tree Remo...	Tree Removal		1,500.00		6,421.98
Bill	09/18/2022	22091...	aQuality Excavating,...	Summer Pine...		5,319.02		11,741.00
Total 620.1 · Repairs & Maintenance						11,741.00	0.00	11,741.00
620 · Materials & Supplies - Other								
Bill	04/26/2022	1414	JW Water	Invoice 1414		568.53		568.53
Credit	04/26/2022	1414	JW Water	Invoice 1414 -...		0.00		568.53
Bill	05/11/2022	1450	JW Water	Invoice 1450		12.47		581.00
Bill	06/08/2022	1473	JW Water	1473		545.52		1,126.52
Bill	06/08/2022	98262...	Dana Kepner	2" Romac 501...		289.81		1,416.33
Bill	06/20/2022	1482	JW Water	1482		916.46		2,332.79
Bill	07/25/2022	1510	JW Water	1510		283.96		2,616.75
Bill	08/19/2022	1542	JW Water	1542		210.92		2,827.67
Bill	08/26/2022	1554	JW Water	1554		868.83		3,696.50
Bill	09/13/2022	1577	JW Water	1577		21.10		3,717.60
Bill	09/29/2022	1595	JW Water	1595		680.24		4,397.84
Bill	10/26/2022	1617	JW Water	1617		621.15		5,018.99
Bill	11/03/2022	1649	JW Water	1649		603.33		5,622.32
Bill	11/30/2022	1670	JW Water	1670		1,202.93		6,825.25
Bill	12/31/2022	1716	JW Water	1716		5,635.97		12,461.22
Bill	01/17/2023	1742	JW Water	1742		282.01		12,743.23
Bill	01/29/2023	1751	JW Water	1751		1,033.26		13,776.49
Bill	02/27/2023	98292...	Dana Kepner	Summer Pine...		211.96		13,988.45
Bill	03/01/2023	1785	JW Water	1785		890.04		14,878.49
Bill	03/07/2023	98294...	Dana Kepner	Summer Pine...		675.04		15,553.53
Bill	03/20/2023	1804	JW Water	1804		6,355.51		21,909.04
Bill	03/31/2023	1810	JW Water	1810		659.88		22,568.92
Total 620 · Materials & Supplies - Other						22,568.92	0.00	22,568.92
Total 620 · Materials & Supplies						34,309.92	0.00	34,309.92
Total 600 · WATER OPERATING EXPENSES						34,309.92	0.00	34,309.92
Total Operating Expenses						34,309.92	0.00	34,309.92
TOTAL						34,309.92	0.00	34,309.92

JW Water Holdings, LLC

7581 E Academy Blvd. Suite 229
Denver, CO 80230

Invoice

Date	Invoice #
12/31/2022	1716

Bill To
Navajo Water Company 7581 E. Academy Blvd. Suite 229 Denver, CO 80230

Quantity	Description	Rate	Class	Amount
	Materials & Supplies Expenses			5,635.97
	Office rent	182.69	Navajo(12)	182.69
	Employer sponsored health insurance	267.22	Navajo(12)	267.22
	Purchased power	45.92	Navajo(12)	45.92
	Environmental and E&O Coverage	2,105.24	Navajo(12)	2,105.24
	Acct. 17841 - Trash Svc. - Stover	15.72	Navajo(12)	15.72
	Structures & Improvements - Navajo-CP Building materials/ siding	324.54	CP(13)	324.54
	Vehicle expenses	789.78	Navajo(12)	789.78
	Storage tank monitoring	9.43	Navajo(12)	9.43
	Total Reimbursable Expenses			3,740.54
	Dues & subscriptions	57.07	Navajo(12)	57.07
	Auto Ins	257.36	Navajo(12)	257.36
	WC & GL & Umbrella	381.96	Navajo(12)	381.96
	Forms & Postage (used 4-Factor allocation) .0943	280.40	Navajo(12)	280.40
	Total Reimbursable Expenses			976.79
	Operator Wages			2,537.66
	Admin Wages			289.85
			Total	\$13,180.81

JW Water Holdings, LLC

7581 E Academy Blvd. Suite 229

Denver, CO 80230

Invoice

Date	Invoice #
3/20/2023	1804

Bill To
Navajo Water Company 7581 E. Academy Blvd. Suite 229 Denver, CO 80230

Quantity	Description	Rate	Class	Amount
	Materials & Supplies Expense			6,355.51
	Admin & Compliance Wages			800.95
	Operator Wages			2,530.24
	Acct. 17841 - Trash Svc. - Stover	46.93	Navajo(12)	46.93
	Forms & Postage (used 4-Factor allocation) .0859	248.01	Navajo(12)	248.01
	Storage tank monitoring	9.33	Navajo(12)	9.33
	Office rent	123.88	Navajo(12)	123.88
	Dues & subscriptions	49.02	Navajo(12)	49.02
	Share of employer sponsored health insurance premium 2023	201.83	Navajo(12)	201.83
	Purchased power	65.64	Navajo(12)	65.64
	Total Reimbursable Expenses			744.64
			Total	\$10,431.34

A Quality Excavating LLC
ROC# 318820
P.O. Box 264
Williams, AZ 86046
Phone 928-606-0498 Fax 928-635-2126

Invoice

#220918-05

TO: JW WATER HOLDINGS.
Summer Pines Show Low

SEPTEMBER 18, 2022

DESCRIPTION	QUANTITY EA.	UNIT PRICE	TOTAL PRICE
RECEIVED CALL FOR EMERGENCY RESPONSE ON WEDNESDAY AUGUST 24 TH AT 10:00 PM. FOR WATER LEAK AT SUMMER PINES IN SHOW LOW. TWO MAN CREW MOBILIZED AT 3:00 AM. APON ARRIVAL WATER WAS SURFACING IN DRIVEWAY OF HOUSE. BEGAN EXCAVATION CHASING WATER BACK TO A LARGE GROUP OF COTTONWOOD TREES. CALLED IN TREE REMOVAL SERVICE. EXCAVATED AND REMOVED STUMPS AND LARGE ROOTS TO GAIN ACCESS. FOUND TWO INCH BURIED FLUSH PORT IN MIDDLE OF WHERE TREES WHERE LOCATED. AQUIRED PARTS, SHUT SYSTEM DOWN AND CAPPED FLUSH PORT. USED CONCRETE FOR THRUST BLOCK. SLOWLY BROUGHT SYSTEM BACK ON LINE AND REMOVED AIR OUT OF LINE. RETURNED NEXT DAY WITH DRY BEDDING AND SHADDING MATERIAL. BACKFILLED AND GROOMED AREA.			
EQUIPMENT OPERATOR	25 hrs.	\$125.00	\$3,125.00
TECHNICIAN	25 hrs.	\$75.00	\$1,875.00
CONCRETE	2 bags	11.58	\$23.16
BEDDING MATERIAL			\$52.25
2" CAP	1	\$3.61	\$3.61
LODGING AND PER DIEM			\$240.00
		TOTAL	\$5,319.02

Make all checks payable to: A Quality Excavating.
If you have any questions concerning this invoice please call Fletch 928-671-0057

Thank you for your business!

Navajo Water Co., Inc.

Item 8

Outside Services

Navajo Water Co., Inc.
Transaction Detail By Account
April 2022 through March 2023

Type	Date	Num	Name	Memo	Clr	Debit	Credit	Balance
Operating Expenses								
600 - WATER OPERATING EXPENSES								
630 - Contractual Services								
Check	11/09/2022	1561	Utility Customer	VOID: Used voided c...	X	0.00		0.00
Bill	02/16/2023	1767	JW Water	Billing Expense		76.96		76.96
Total 630 - Contractual Services						76.96	0.00	76.96
632 - Contractual Services - Accounti								
Bill	04/18/2022	51583	Ullmann & Compa...	Invoice 51583		1,647.50		1,647.50
Bill	08/01/2022	84152	Ullmann & Compa...	Accounting assistance		258.75		1,906.25
Bill	02/16/2023	1767	JW Water	Audit Prep		773.44		2,679.69
Total 632 - Contractual Services - Accounti						2,679.69	0.00	2,679.69
634 - Contractual Services - Mgmt Fee								
Bill	05/02/2022	1424	JW Water	Active Customers 336		4,692.24		4,692.24
Bill	05/31/2022	1467	JW Water	Active Customers 334		4,664.31		9,356.55
Bill	06/30/2022	1498	JW Water	Active Customers 338		4,720.17		14,076.72
Bill	08/01/2022	1526	JW Water	Active Customers 337		4,874.71		18,951.43
Bill	08/29/2022	1557	JW Water	337 Active Customers		4,874.71		23,826.14
Bill	09/29/2022	1595	JW Water	339 Active Customers		4,903.64		28,729.78
Bill	10/28/2022	1628	JW Water	Active Customer 341		4,932.57		33,662.35
Bill	11/30/2022	1680	JW Water	339 Active customers		4,903.64		38,565.99
Bill	12/29/2022	1703	JW Water	337 Active Customers		4,874.71		43,440.70
Bill	01/29/2023	1751	JW Water	Active Customers 339		4,830.75		48,271.45
Bill	03/01/2023	1785	JW Water	339 Active Customers		4,830.75		53,102.20
Bill	03/31/2023	1810	JW Water	341 Active Customers		4,859.25		57,961.45
Total 634 - Contractual Services - Mgmt Fee						57,961.45	0.00	57,961.45
Total 600 - WATER OPERATING EXPENSES						60,718.10	0.00	60,718.10
Total Operating Expenses						60,718.10	0.00	60,718.10
TOTAL						60,718.10	0.00	60,718.10

JW Water Holdings, LLC

Denver, CO 80230

Invoice

Date	Invoice #
9/29/2022	1595

Bill To
Navajo Water Company P.O. Box 200595 Denver, CO 80220

Quantity	Description	Rate	Class	Amount
339	JW Water Holdings, LLC Monthly Overhead and Mgmt. Services	14.465		4,903.64
	Operator Wages			1,014.50
	Admin Wages			201.81
	Materials & Supplies			680.24
	Communications Expense			32.72
	Office rent	182.69	Navajo(12)	182.69
	Wells & springs	1,267.50	Navajo(12)	1,267.50
	Employer sponsored health insurance	313.28	Navajo(12)	313.28
	Regulatory expense - annual corporate report	45.00	Navajo(12)	45.00
	Acct. 17841 - Trash Svc. - Stover	15.72	Navajo(12)	15.72
	Vehicle expenses	1,399.69	Navajo(12)	1,399.69
	Total Reimbursable Expenses			3,223.88
			Total	\$10,056.79

JW Water Holdings, LLC

Denver, CO 80230

Invoice

Date	Invoice #
10/28/2022	1628

Bill To
Navajo Water Company 7581 E. Academy Blvd. Suite 229 Denver, CO 80230

Quantity	Description	Rate	Class	Amount
341	JW Water Holdings, LLC Monthly Overhead and Mgmt. Services	14.465		4,932.57
			Total	\$4,932.57

JW Water Holdings, LLC

Denver, CO 80230

Invoice

Date	Invoice #
11/30/2022	1680

Bill To
Navajo Water Company 7581 E. Academy Blvd. Suite 229 Denver, CO 80230

Quantity	Description	Rate	Class	Amount
339	JW Water Holdings, LLC Monthly Overhead and Mgmt. Services	14.465		4,903.64
			Total	\$4,903.64

Navajo Water Co., Inc.

Item 9

Miscellaneous Expense

5:04 PM

09/11/23

Accrual Basis

Navajo Water Co., Inc. Transaction Detail By Account April 2022 through March 2023

Type	Date	Num	Name	Memo	Clr	Debit	Credit	Balance
Operating Expenses								
600 · WATER OPERATING EXPENSES								
675 · Miscellaneous Expense								
675.1 · Dues & Subscriptions								
Bill	04/26/2022	1414	JW Water	Invoice 1414		114.14		114.14
Credit	04/26/2022	1414	JW Water	Invoice 1414 -...		0.00		114.14
Bill	05/11/2022	1450	JW Water	Invoice 1450		192.57		306.71
Check	05/19/2022		Intuit			83.85		390.56
Check	06/21/2022		Intuit			83.85		474.41
Bill	07/25/2022	1510	JW Water	1510		57.07		531.48
Bill	08/19/2022	1542	JW Water	1542		57.07		588.55
Bill	09/13/2022	1577	JW Water	1577		114.14		702.69
Bill	09/29/2022	1595	JW Water	Regulatory ex...		45.00		747.69
Bill	11/30/2022	1670	JW Water	1670		114.14		861.83
Bill	12/31/2022	1716	JW Water	1716		57.07		918.90
Bill	01/29/2023	1751	JW Water	1751		415.62		1,334.52
Bill	02/16/2023	1767	JW Water	1767		49.02		1,383.54
Bill	03/20/2023	1804	JW Water	1804		49.02		1,432.56
Total 675.1 · Dues & Subscriptions						1,432.56	0.00	1,432.56
675.2 · Travel Expense								
Bill	04/26/2022	1414	JW Water	Invoice 1414		70.72		70.72
Credit	04/26/2022	1414	JW Water	Invoice 1414 -...		0.00		70.72
Bill	05/31/2022	1467	JW Water	Invoice 1467		152.27		222.99
Bill	06/20/2022	1482	JW Water	JW/ CJ		278.14		501.13
Bill	08/01/2022	1526	JW Water	Invoice 1526		27.97		529.10
Bill	11/03/2022	1649	JW Water	1649		62.97		592.07
Bill	11/30/2022	1670	JW Water	1670		62.97		655.04
Total 675.2 · Travel Expense						655.04	0.00	655.04
675.3 · Bank Fees & Charges								
Check	04/15/2022		Vanco			92.20		92.20
Check	04/19/2022		Intuit			83.85		176.05
Check	04/29/2022		FirstBank			35.00		211.05
Invoice	04/30/2022	202116	Utility Customer	Bank Service ...		0.00		211.05
Check	05/16/2022		Vanco			98.30		309.35
Check	05/31/2022		FirstBank			35.00		344.35
Invoice	05/31/2022	202117	Utility Customer	Bank Service ...		0.00		344.35
Check	06/15/2022		Vanco			91.65		436.00
Check	06/30/2022		FirstBank			35.00		471.00
Invoice	06/30/2022	202118	Utility Customer	Bank Service ...		0.00		471.00
Check	07/15/2022		Vanco			93.90		564.90
Check	07/29/2022		FirstBank			35.00		599.90
Invoice	07/31/2022	July22	Utility Customer	Bank Service ...		0.00		599.90
Check	08/15/2022		Vanco			96.75		696.65
Check	08/31/2022		FirstBank			35.00		731.65
Invoice	08/31/2022	202120	Utility Customer	Bank Service ...			17.50	714.15
Check	09/15/2022		Vanco			99.00		813.15
Check	09/30/2022		FirstBank			35.00		848.15
Invoice	09/30/2022	Sep22	Utility Customer	Bank Service ...		0.00		848.15
Check	10/17/2022		Vanco			88.75		936.90
Check	10/31/2022		FirstBank			35.00		971.90
Invoice	10/31/2022	Oct22	Utility Customer	Bank Service ...			17.50	954.40
Check	11/15/2022		Vanco			94.40		1,048.80
Check	11/30/2022		FirstBank			10.00		1,058.80
Invoice	11/30/2022	Nov22	Utility Customer	Bank Service ...		0.00		1,058.80
Check	12/15/2022		Vanco			62.15		1,120.95
Check	12/20/2022	Auto Fee	FirstBank	BILL PAYME...		25.00		1,145.95
Check	12/30/2022		FirstBank			35.00		1,180.95
Invoice	12/31/2022	Dec22	Utility Customer	Bank Service ...		0.00		1,180.95
Check	01/17/2023		Vanco			91.85		1,272.80
Check	01/31/2023		FirstBank			47.00		1,319.80
Invoice	01/31/2023	Jan23	Utility Customer	Bank Service ...		0.00		1,319.80
Deposit	02/03/2023	0005155435	Wells Fargo	Refund for ov...			4.25	1,315.55
Check	02/15/2023		Vanco			91.20		1,406.75
Check	02/22/2023		iCheck Gateway			30.00		1,436.75

5:04 PM

09/11/23

Accrual Basis

Navajo Water Co., Inc.
Transaction Detail By Account
April 2022 through March 2023

Type	Date	Num	Name	Memo	Clr	Debit	Credit	Balance
Invoice	02/28/2023	Feb23	Utility Customer	Bank Service ...		0.00		1,436.75
Check	02/28/2023		FirstBank			35.00		1,471.75
Check	03/15/2023		Vanco			88.20		1,559.95
Check	03/31/2023		FirstBank			35.00		1,594.95
Invoice	03/31/2023	Mar23	Utility Customer	Bank Service ...			35.00	1,559.95
Total 675.3 · Bank Fees & Charges						1,634.20	74.25	1,559.95
675.4 · Other Utility Expense								
Bill	05/11/2022	1450	JW Water	trash		15.72		15.72
Bill	06/08/2022	1473	JW Water	1473		15.72		31.44
Bill	09/13/2022	1577	JW Water	Trash		47.16		78.60
Bill	09/29/2022	1595	JW Water	Trash Services		15.72		94.32
Bill	11/03/2022	1649	JW Water	Trash		15.72		110.04
Bill	12/31/2022	1716	JW Water	Trash- 17841		15.72		125.76
Bill	03/20/2023	1804	JW Water	Trash		46.93		172.69
Total 675.4 · Other Utility Expense						172.69	0.00	172.69
675.5 · Communications Expense								
Check	04/08/2022		HughesNet			325.59		325.59
Bill	04/26/2022	1414	JW Water	Invoice 1414		64.14		389.73
Credit	04/26/2022	1414	JW Water	Invoice 1414 - ...			1.01	388.72
Check	05/09/2022	Autopay	HughesNet	autopay		325.59		714.31
Bill	06/08/2022	1473	JW Water	1473		32.03		746.34
Check	06/08/2022		HughesNet			325.59		1,071.93
Bill	06/30/2022	1498	JW Water	1498		10.86		1,082.79
Check	07/08/2022		HughesNet			325.59		1,408.38
Bill	07/25/2022	1510	JW Water	1510		21.17		1,429.55
Check	08/08/2022		HughesNet			325.59		1,755.14
Bill	08/19/2022	1542	JW Water	1542		21.17		1,776.31
Bill	08/26/2022	1554	JW Water	Shop Phone		11.05		1,787.36
Check	09/08/2022		HughesNet			325.59		2,112.95
Bill	09/13/2022	1577	JW Water	Op cell phone		21.76		2,134.71
Bill	09/29/2022	1595	JW Water	1595		32.72		2,167.43
Check	10/11/2022	AutoPay	HughesNet			325.59		2,493.02
Bill	11/03/2022	1649	JW Water	SCADA Supp...		600.51		3,093.53
Bill	11/03/2022	1649	JW Water	Shop Phone		10.95		3,104.48
Check	11/08/2022	AutoPay	HughesNet			325.59		3,430.07
Bill	11/30/2022	1670	JW Water	1670		65.76		3,495.83
Check	12/08/2022	AutoPay	HughesNet			325.59		3,821.42
Check	01/08/2023	AutoPay	HughesNet			325.59		4,147.01
Bill	01/17/2023	1742	JW Water	Cell phones		33.53		4,180.54
Bill	01/29/2023	1751	JW Water	1751		48.87		4,229.41
Check	02/08/2023	AutoPay	HughesNet			325.59		4,555.00
Bill	03/01/2023	1785	JW Water	1785		35.50		4,590.50
Check	03/08/2023	AutoPay	HughesNet			325.59		4,916.09
Bill	03/31/2023	1810	JW Water	Operators cell...		25.06		4,941.15
Total 675.5 · Communications Expense						4,942.16	1.01	4,941.15
675 · Miscellaneous Expense - Other								
Bill Pmt -C...	07/27/2022	FBT	JW Water				1,891.37	-1,891.37
General Jo...	09/30/2022	093022 A/R	Utility Customer	To match A/R...		1,655.67		-235.70
Bill	11/30/2022	1670	JW Water	Billing exp		37.00		-198.70
General Jo...	12/31/2022	123122 A/R	Utility Customer	To match A/R...		761.75		563.05
Total 675 · Miscellaneous Expense - Other						2,454.42	1,891.37	563.05
Total 675 · Miscellaneous Expense						11,291.07	1,966.63	9,324.44
Total 600 · WATER OPERATING EXPENSES						11,291.07	1,966.63	9,324.44
Total Operating Expenses						11,291.07	1,966.63	9,324.44
TOTAL						11,291.07	1,966.63	9,324.44

HughesNet

Overview

Account Number:
SME00196594

Customer since: 9/7/21

Invoice Number: B1-404821165

Bill To:
Eric Jones
7581 E Academy Blvd Ste 229
Denver CO 80230-7106

Bill Summary

Previous Balance:	\$ 325.59
Last Payment:	\$ -325.59
Adjustments:	\$ 0.00
Past Due:	\$ 0.00
Recurring/One Time Charges:	\$ 322.11
Usage Charges:	\$ 0.00
Current Charges:	\$ 322.11
Taxes:	\$ 3.48
Total Current Invoice:	\$ 325.59
Total Due:	\$ 325.59
Due Date:	2/7/23

Account Charges

Description	Type	Start Date	End Date	Amount
Site Level Details - SAN SME00196486				
Created Date: 09/10/2021		Street Address: 1001 Dwight Dr		
Account Number: SME00196486		City: Show Low State: AZ		
Model Type: HT2000W		Zip Code: 85901		
Additional Services				
Business Next Business Day Maintenance	Monthly Fee	02/07/23	03/07/23	\$ 19.95
HughesNet Plan Detail				
Business 35 Service Plan	Monthly Fee	02/07/23	03/07/23	\$ 69.99
Equipment Lease	Monthly Fee	02/07/23	03/07/23	\$ 19.99
Other				
Property Tax Recovery	Monthly Fee	02/07/23	03/07/23	\$ 0.75

Static IP	Monthly Fee	02/07/23	03/07/23	\$ 9.99
Other Taxes				
Equipment Lease Sales Tax	State	N/A	N/A	\$ 1.12
Sales Tax on Recovery	State	N/A	N/A	\$ 0.04
Total Charges and Taxes				\$ 121.83

Site Level Details - SAN SME00196594

Created Date: 09/27/2021

Account Number: SME00196594

Model Type: HT2000W

Street Address: 4377 Meadow Grove Dr

City: Show Low State: AZ

Zip Code: 85901-9733

HughesNet Plan Detail

Equipment Lease	Monthly Fee	02/07/23	03/07/23	\$ 19.99
-----------------	-------------	----------	----------	----------

Business 35 Service Plan	Monthly Fee	02/07/23	03/07/23	\$ 69.99
--------------------------	-------------	----------	----------	----------

Other

Static IP	Monthly Fee	02/07/23	03/07/23	\$ 9.99
-----------	-------------	----------	----------	---------

Property Tax Recovery	Monthly Fee	02/07/23	03/07/23	\$ 0.75
-----------------------	-------------	----------	----------	---------

Other Taxes

Equipment Lease Sales Tax	State	N/A	N/A	\$ 1.12
---------------------------	-------	-----	-----	---------

Sales Tax on Recovery	State	N/A	N/A	\$ 0.04
-----------------------	-------	-----	-----	---------

Total Charges and Taxes **\$ 101.88**

Site Level Details - SAN SME00196595

Created Date: 09/21/2021

Street Address: 8772 Lance dr

Account Number: SME00196595

City: Show Low State: AZ

Model Type: HT2000W

Zip Code: 85901

HughesNet Plan Detail

Equipment Lease	Monthly Fee	02/07/23	03/07/23	\$ 19.99
-----------------	-------------	----------	----------	----------

Business 35 Service Plan	Monthly Fee	02/07/23	03/07/23	\$ 69.99
--------------------------	-------------	----------	----------	----------

Other

Property Tax Recovery	Monthly Fee	02/07/23	03/07/23	\$ 0.75
-----------------------	-------------	----------	----------	---------

Static IP	Monthly Fee	02/07/23	03/07/23	\$ 9.99
-----------	-------------	----------	----------	---------

Other Taxes

Equipment Lease Sales Tax	State	N/A	N/A	\$ 1.12
---------------------------	-------	-----	-----	---------

Sales Tax on Recovery	State	N/A	N/A	\$ 0.04
-----------------------	-------	-----	-----	---------

Total Charges and Taxes **\$ 101.88**

Total Charges and Taxes

\$ 325.59

Check out the HughesNet Customer Care website for information on how to read your HughesNet invoice .

For Billing Questions, Contact:
800-347-3272



DUE DATE	ACCOUNT NUMBER	AMOUNT DUE	PAYMENT ENCLOSED
2/7/23	SME00196594	\$ 325.59	\$ _____

Invoice Number: **B1-404821165**

Issue Date: **2/7/23**

- Please indicate amount enclosed. Do not send cash.
- Write your account number on the check.
- Please do not submit correspondence to the address below.
- Please include the remittance slip with payment.
- Make the check or money-order payable to:

Eric Jones
7581 E Academy Blvd Ste 229
Denver CO 80230-7106
US

Hughes Network Systems
P.O. Box 96874
Chicago, IL 6069-6874

HughesNet

Overview

Account Number:
SME00196594

Customer since: 9/7/21

Invoice Number: B1-405975103

Bill To:
Eric Jones
7581 E Academy Blvd Ste 229
Denver CO 80230-7106

Bill Summary

Previous Balance:	\$ 325.59
Last Payment:	\$ -325.59
Adjustments:	\$ 0.00
Past Due:	\$ 0.00
Recurring/One Time Charges:	\$ 322.11
Usage Charges:	\$ 0.00
Current Charges:	\$ 322.11
Taxes:	\$ 3.48
Total Current Invoice:	\$ 325.59
Total Due:	\$ 325.59
Due Date:	3/7/23

Account Charges

Description	Type	Start Date	End Date	Amount
Site Level Details - SAN SME00196486				
Created Date: 09/10/2021		Street Address: 1001 Dwight Dr		
Account Number: SME00196486		City: Show Low State: AZ		
Model Type: HT2000W		Zip Code: 85901		
Additional Services				
Business Next Business Day Maintenance	Monthly Fee	03/07/23	04/07/23	\$ 19.95
HughesNet Plan Detail				
Business 35 Service Plan	Monthly Fee	03/07/23	04/07/23	\$ 69.99
Equipment Lease	Monthly Fee	03/07/23	04/07/23	\$ 19.99
Other				
Static IP	Monthly Fee	03/07/23	04/07/23	\$ 9.99

Property Tax Recovery	Monthly Fee	03/07/23	04/07/23	\$ 0.75
Other Taxes				
Sales Tax on Recovery	State	N/A	N/A	\$ 0.04
Equipment Lease Sales Tax	State	N/A	N/A	\$ 1.12
Total Charges and Taxes				\$ 121.83

Site Level Details - SAN SME00196594

Created Date: 09/27/2021

Account Number: SME00196594

Model Type: HT2000W

Street Address: 4377 Meadow Grove Dr

City: Show Low State: AZ

Zip Code: 85901-9733

HughesNet Plan Detail

Business 35 Service Plan	Monthly Fee	03/07/23	04/07/23	\$ 69.99
--------------------------	-------------	----------	----------	----------

Equipment Lease	Monthly Fee	03/07/23	04/07/23	\$ 19.99
-----------------	-------------	----------	----------	----------

Other

Property Tax Recovery	Monthly Fee	03/07/23	04/07/23	\$ 0.75
-----------------------	-------------	----------	----------	---------

Static IP	Monthly Fee	03/07/23	04/07/23	\$ 9.99
-----------	-------------	----------	----------	---------

Other Taxes

Equipment Lease Sales Tax	State	N/A	N/A	\$ 1.12
---------------------------	-------	-----	-----	---------

Sales Tax on Recovery	State	N/A	N/A	\$ 0.04
-----------------------	-------	-----	-----	---------

Total Charges and Taxes				\$ 101.88
--------------------------------	--	--	--	------------------

Site Level Details - SAN SME00196595

Created Date: 09/21/2021

Street Address: 8772 Lance dr

Account Number: SME00196595

City: Show Low State: AZ

Model Type: HT2000W

Zip Code: 85901

HughesNet Plan Detail

Equipment Lease	Monthly Fee	03/07/23	04/07/23	\$ 19.99
-----------------	-------------	----------	----------	----------

Business 35 Service Plan	Monthly Fee	03/07/23	04/07/23	\$ 69.99
--------------------------	-------------	----------	----------	----------

Other

Static IP	Monthly Fee	03/07/23	04/07/23	\$ 9.99
-----------	-------------	----------	----------	---------

Property Tax Recovery	Monthly Fee	03/07/23	04/07/23	\$ 0.75
-----------------------	-------------	----------	----------	---------

Other Taxes

Equipment Lease Sales Tax	State	N/A	N/A	\$ 1.12
---------------------------	-------	-----	-----	---------

Sales Tax on Recovery	State	N/A	N/A	\$ 0.04
-----------------------	-------	-----	-----	---------

Total Charges and Taxes **\$ 101.88**

Total Charges and Taxes

\$ 325.59

Check out the HughesNet Customer Care website for information on how to read your HughesNet invoice .

For Billing Questions, Contact:
800-347-3272



DUE DATE	ACCOUNT NUMBER	AMOUNT DUE	PAYMENT ENCLOSED
3/7/23	SME00196594	\$ 325.59	\$ _____

Invoice Number: **B1-405975103**

Issue Date: **3/7/23**

- Please indicate amount enclosed. Do not send cash.
- Write your account number on the check.
- Please do not submit correspondence to the address below.
- Please include the remittance slip with payment.
- Make the check or money-order payable to:

Eric Jones
7581 E Academy Blvd Ste 229
Denver CO 80230-7106
US

Hughes Network Systems
P.O. Box 96874
Chicago, IL 6069-6874

JW Water Holdings, LLC

Denver, CO 80230

Invoice

Date	Invoice #
11/3/2022	1649

Bill To
Navajo Water Company 7581 E Academy Blvd. Suite 229 Denver, CO 80230

Quantity	Description	Rate	Class	Amount
	Admin Wages			100.25
	SCADA server software - Software Support	600.51	Navajo(12)	600.51
	Shop Phone	10.95	Navajo(12)	10.95
	Acct. 17841 - Trash Svc. - Stover	15.72	Navajo(12)	15.72
	Materials & supplies	603.33	Navajo(12)	603.33
	Vehicle expenses	1,070.10	Navajo(12)	1,070.10
	Chemicals	126.10	Navajo(12)	126.10
	Forms & Postage (used 4-Factor allocation) .1332	390.25	Navajo(12)	390.25
	JW Travel Expense (used 4-Factor allocation)	62.97	Navajo(12)	62.97
	Storage tank monitoring	10.67	Navajo(12)	10.67
	Purchased power	21.57	Navajo(12)	21.57
	Total Reimbursable Expenses			2,912.17
			Total	\$3,012.42

Navajo Water Co., Inc.
Item 10
Property Tax Statements

2022 FULL PAYMENT or 1st HALF COUPON

DETACH AND RETURN WITH PAYMENT

PLEASE DO NOT STAPLE OR TAPE CHECK TO PAYMENT COUPON

Make check payable to:
Kari Lopez
Navajo County Treasurer

Due October 1, 2022, Delinquent after November 1, 2022

1

NAVAJO WATER COMPANY INC
Parcel Number: 919-91-000 Roll Number: 86032

CHECKS MUST BE DRAWN ON A U.S. BANK IN U.S. FUNDS

Delinquency Date First Half Payment

TO PAY FIRST HALF YEAR TAX	<input type="checkbox"/> PAY ▶	553.25
TO PAY FULL YEAR TAX	<input type="checkbox"/> PAY ▶	1,106.50

Penalty for late payment is 16% per year prorated monthly as of the 1st day of the month for payments postmarked after **November 1, 2022 at 5:00 P.M.** (ARS 42-18052 and ARS 42-18053).

If your mortgage company makes your property tax payments, consider this notice as a courtesy copy for your records only.

PLEASE INCLUDE YOUR PARCEL NUMBER ON YOUR CHECK.

A total property tax notice of \$100 or less must be paid in full using the first payment coupon, **no later than January 3, 2023 at 5:00 P.M.**

DO NOT MARK IN THIS SPACE

Remit one full year payment by **Jan. 3, 2023** and no interest will be charged for current year. Mail full year payment with 1st half coupon.



2022 919910000 1 000000055325000000110650

8-10-22_v3

Please fold on perforation BEFORE tearing

2022 PROPERTY TAX NOTICE			NAVAJO COUNTY			ARIZONA	
PARCEL NUMBER	AREA CODE	PRIMARY TAX RATE PER \$100 ASSESSED VALUE	SECONDARY TAX RATE PER \$100 ASSESSED VALUE	SPECIAL DISTRICT \$ PER ACRE	ASSESSMENT	TAXABLE NET ASSESSED VALUE	
919-91-000	1000	6.3021	4.3139	0.00	REAL PROPERTY	10,648	

2022 TAX SUMMARY						
PRIMARY PROPERTY TAX	671.05					
LESS STATE AID TO EDUCATION	0.00					
NET PRIMARY PROPERTY TAX	671.05					
SECONDARY PROPERTY TAX	435.45					
SPECIAL DISTRICT TAX	0.00					
TOTAL TAX DUE FOR 2022	1,106.50					

THIS IS A CALENDAR YEAR TAX NOTICE						
ASSESSMENT	VALUE IN DOLLARS	ASSESSMENT RATIO	ASSESSED VALUE IN DOLLARS	EXEMPTIONS	NET ASSESSED VALUE	
LIMITED VALUE	5,501	17.5	963	0	963	
FULL CASH	5,501	17.5	963	0	963	
PERSONAL PROPERTY	55,348	17.5	9,686	0	9,686	

JURISDICTION	2021 TAXES	2022 TAXES
02000 Navajo County	\$89.80	\$86.40
02001 School Equalization	\$45.03	\$0.00
03001 Navajo Cty Pub Health Svcs Dist	\$24.98	\$24.03
07010 Show Low SD #10	\$447.99	\$443.84
08150 Northland Jr. College	\$184.91	\$186.39
11212 Timber Mesa Fire & Medical District	\$333.41	\$337.90
11900 Fire District Assist Fund	\$10.56	\$10.65
14900 Navajo County Library District	\$9.98	\$9.60
15728 Navajo Co. Flood Control	\$2.46	\$2.37
30000 Northern Arizona VIT	\$5.28	\$5.32
TOTALS	\$1,154.40	\$1,106.50

PROPERTY DESCRIPTION	
TOTAL VALUE OF OPERATING PROPERTY 209-26-014 6002 09-45-085 500	

THERE WILL BE A CHARGE FOR EACH RETURNED CHECK AND YOUR TAXES WILL REVERT TO AN UNPAID STATUS

When you provide a check as payment, you authorize us either to use the information from your check to make a one-time electronic fund transfer from your account or to process the payment as a check transaction.

PAYMENT INSTRUCTIONS: To pay the 1st half installment, send the 1st half coupon with your payment postmarked no later than Nov 1, 2022.

Go paperless next year!
Register at eNoticesOnline.com.
Authorization Code: **NAV-BCWGLM37**

To pay the 2nd half installment, send the 2nd half coupon with your payment postmarked no later than May 1, 2023.

To pay taxes for the full year, send the 1st half coupon with your payment postmarked no later than Jan 3, 2023.

Make your check payable to and mail to:

PLEASE INCLUDE YOUR PARCEL NUMBER ON YOUR CHECK.
Kari Lopez
Navajo County Treasurer
P.O. Box 668
Holbrook AZ 86025-0668

45709*162**G50**1.064**1/6*****AUTOALL FOR AADC 800
NAVAJO WATER COMPANY INC
NAVAJO WATER COMPANY INC
7581 E ACADEMY BLVD. STE 229
7581 E ACADEMY BLVD STE 229
DENVER CO 80230-7106



SCHOOL DISTRICT NAME	PRIMARY TAX RATE	OVERRIDE SECONDARY RATE	CLASS "A" BOND SECONDARY RATE	CLASS "B" BOND SECONDARY RATE	REDUCTION RATE
Show Low	3.7402	0.00	0.00	0.4281	1.7133

School district budget overrides result from voter approval to exceed a budget, tax, or expenditure limitation. Class A Bonds are general obligation bonds approved by voters prior to January 1, 1999. Class B Bonds are general obligation bonds approved by voters after December 31, 1998.

Please fold on perforation BEFORE tearing

2022 2nd HALF COUPON

DETACH AND RETURN WITH PAYMENT

PLEASE DO NOT STAPLE OR TAPE CHECK TO PAYMENT COUPON

Make check payable to:
Kari Lopez
Navajo County Treasurer

Due March 1, 2023, Delinquent after May 1, 2023

2

NAVAJO WATER COMPANY INC
Parcel Number: 919-91-000 Roll Number: 86032

CHECKS MUST BE DRAWN ON A U.S. BANK IN U.S. FUNDS

Delinquency Date Second Half Payment

TO PAY SECOND HALF ONLY	<input type="checkbox"/> PAY ▶	553.25
-------------------------	--------------------------------	--------

Penalty for late payment is 16% per year prorated monthly as of the 1st day of the month for payments postmarked after **May 1, 2023 at 5:00 P.M.** (ARS 42-18052 and ARS 42-18053).

If your mortgage company makes your property tax payments, consider this notice as a courtesy copy for your records only.

RETURN COUPON AND CHECK TO:
Navajo County Treasurer
P.O. Box 668
Holbrook AZ 86025-0668

PLEASE INCLUDE YOUR PARCEL NUMBER ON YOUR CHECK.

DO NOT MARK IN THIS SPACE



2022 919910000 2 000000055325000000110650

2022 FULL PAYMENT or 1st HALF COUPON

DETACH AND RETURN WITH PAYMENT

PLEASE DO NOT STAPLE OR TAPE CHECK TO PAYMENT COUPON
Make check payable to:
 Kari Lopez
 Navajo County Treasurer

1

Due October 1, 2022, Delinquent after November 1, 2022

NAVAJO WATER COMPANY INC
 Parcel Number: 919-91-005 Roll Number: 86033

Delinquency Date First Half Payment

Penalty for late payment is 16% per year prorated monthly as of the 1st day of the month for payments postmarked after **November 1, 2022 at 5:00 P.M.** (ARS 42-18052 and ARS 42-18053).

A total property tax notice of \$100 or less must be paid in full using the first payment coupon, **no later than January 3, 2023 at 5:00 P.M.**

Remit one full year payment by **Jan. 3, 2023** and no interest will be charged for current year. Mail full year payment with 1st half coupon.

If your mortgage company makes your property tax payments, consider this notice as a courtesy copy for your records only.

CHECKS MUST BE DRAWN ON A U.S. BANK IN U.S. FUNDS

TO PAY FIRST HALF YEAR TAX	<input type="checkbox"/> PAY ▶	298.14
TO PAY FULL YEAR TAX	<input type="checkbox"/> PAY ▶	596.28

PLEASE INCLUDE YOUR PARCEL NUMBER ON YOUR CHECK.

DO NOT MARK IN THIS SPACE

2022 9199100500 1 000000029814000000059628



8-10-22_v3

Please fold on perforation BEFORE tearing

2022 PROPERTY TAX NOTICE

NAVAJO COUNTY

ARIZONA

PARCEL NUMBER	AREA CODE	PRIMARY TAX RATE PER \$100 ASSESSED VALUE	SECONDARY TAX RATE PER \$100 ASSESSED VALUE	SPECIAL DISTRICT \$ PER ACRE	ASSESSMENT	TAXABLE NET ASSESSED VALUE
919-91-005	1005	6.3021	4.3139	0.00	REAL PROPERTY	5,714

2022 TAX SUMMARY

PRIMARY PROPERTY TAX	360.10
LESS STATE AID TO EDUCATION	0.00
NET PRIMARY PROPERTY TAX	360.10
SECONDARY PROPERTY TAX	236.18
SPECIAL DISTRICT TAX	0.00
TOTAL TAX DUE FOR 2022	596.28

THIS IS A CALENDAR YEAR TAX NOTICE

ASSESSMENT	VALUE IN DOLLARS	ASSESSMENT RATIO	ASSESSED VALUE IN DOLLARS	EXEMPTIONS	NET ASSESSED VALUE
LIMITED VALUE	8,735	17.5	1,529	0	1,529
FULL CASH	8,735	17.5	1,529	0	1,529
PERSONAL PROPERTY	23,917	17.5	4,185	0	4,185

JURISDICTION	2021 TAXES	2022 TAXES
02000 Navajo County	\$48.49	\$46.36
02001 School Equalization	\$24.32	\$0.00
03001 Navajo Cty Pub Health Svcs Dist	\$13.49	\$12.90
07010 Show Low SD #10	\$241.91	\$238.18
08150 Northland Jr. College	\$99.85	\$100.02
11212 Timber Mesa Fire & Medical District	\$180.04	\$181.33
11900 Fire District Assist Fund	\$5.70	\$5.71
14900 Navajo County Library District	\$5.39	\$5.15
15728 Navajo Co. Flood Control	\$3.98	\$3.77
30000 Northern Arizona VIT	\$2.85	\$2.86

SITUS ADDRESS ACREAGE:

PROPERTY DESCRIPTION
 TOTAL VALUE OF OPERATING PROPERTY 204-25-091 6,000

TOTALS \$626.02 \$596.28

THERE WILL BE A CHARGE FOR EACH RETURNED CHECK AND YOUR TAXES WILL REVERT TO AN UNPAID STATUS

When you provide a check as payment, you authorize us either to use the information from your check to make a one-time electronic fund transfer from your account or to process the payment as a check transaction.

PAYMENT INSTRUCTIONS: To pay the 1st half installment, send the 1st half coupon with your payment postmarked no later than Nov 1, 2022.

Go paperless next year!
 Register at eNoticesOnline.com.
 Authorization Code: **NAV-BCWGLM37**

To pay the 2nd half installment, send the 2nd half coupon with your payment postmarked no later than May 1, 2023.

To pay taxes for the full year, send the 1st half coupon with your payment postmarked no later than Jan 3, 2023.

Make your check payable to and mail to:

PLEASE INCLUDE YOUR PARCEL NUMBER ON YOUR CHECK.
 Kari Lopez
 Navajo County Treasurer
 P.O. Box 668
 Holbrook AZ 86025-0668

45709*162**G50**1.064**3/6*****AUTOALL FOR AADC 800
 NAVAJO WATER COMPANY INC
 NAVAJO WATER COMPANY INC
 7581 E ACADEMY BLVD. STE 229
 7581 E ACADEMY BLVD STE 229
 DENVER CO 80230-7106

SCHOOL DISTRICT NAME	PRIMARY TAX RATE	OVERRIDE SECONDARY RATE	CLASS "A" BOND SECONDARY RATE	CLASS "B" BOND SECONDARY RATE	REDUCTION RATE
Show Low	3.7402	0.00	0.00	0.4281	1.7133

School district budget overrides result from voter approval to exceed a budget, tax, or expenditure limitation. Class A Bonds are general obligation bonds approved by voters prior to January 1, 1999. Class B Bonds are general obligation bonds approved by voters after December 31, 1998.

Please fold on perforation BEFORE tearing

2022 2nd HALF COUPON

DETACH AND RETURN WITH PAYMENT

PLEASE DO NOT STAPLE OR TAPE CHECK TO PAYMENT COUPON
Make check payable to:
 Kari Lopez
 Navajo County Treasurer

2

Due March 1, 2023, Delinquent after May 1, 2023

NAVAJO WATER COMPANY INC
 Parcel Number: 919-91-005 Roll Number: 86033

Delinquency Date Second Half Payment

Penalty for late payment is 16% per year prorated monthly as of the 1st day of the month for payments postmarked after **May 1, 2023 at 5:00 P.M.** (ARS 42-18052 and ARS 42-18053).

If your mortgage company makes your property tax payments, consider this notice as a courtesy copy for your records only.

CHECKS MUST BE DRAWN ON A U.S. BANK IN U.S. FUNDS

TO PAY SECOND HALF ONLY	<input type="checkbox"/> PAY ▶	298.14
-------------------------	--------------------------------	--------

RETURN COUPON AND CHECK TO:
 Navajo County Treasurer
 P.O. Box 668
 Holbrook AZ 86025-0668

PLEASE INCLUDE YOUR PARCEL NUMBER ON YOUR CHECK.

DO NOT MARK IN THIS SPACE

2022 9199100500 2 000000029814000000059628



45709 2/3



2022 FULL PAYMENT or 1st HALF COUPON

DETACH AND RETURN WITH PAYMENT

PLEASE DO NOT STAPLE OR TAPE CHECK TO PAYMENT COUPON

Due October 1, 2022, Delinquent after November 1, 2022

NAVAJO WATER COMPANY INC
Parcel Number: 919-91-070 Roll Number: 86034

Delinquency Date First Half Payment:

Penalty for late payment is 16% per year prorated monthly as of the 1st day of the month for payments postmarked after **November 1, 2022 at 5:00 P.M.** (ARS 42-18052 and ARS 42-18053).

A total property tax notice of \$100 or less must be paid in full using the first payment coupon, **no later than January 3, 2023 at 5:00 P.M.**

Remit one full year payment by **Jan. 3, 2023** and no interest will be charged for current year. Mail full year payment with 1st half coupon.



2022 9199107000 1 000000240489000000480978

TO PAY FIRST HALF YEAR TAX PAY ▶ 2,404.89

TO PAY FULL YEAR TAX PAY ▶ 4,809.78

PLEASE INCLUDE YOUR PARCEL NUMBER ON YOUR CHECK.

If your mortgage company makes your property tax payments, consider this notice as a courtesy copy for your records only.

DO NOT MARK IN THIS SPACE

8-10-22_v3

Please fold on perforation BEFORE tearing

2022 PROPERTY TAX NOTICE			NAVAJO COUNTY			ARIZONA	
PARCEL NUMBER	AREA CODE	PRIMARY TAX RATE PER \$100 ASSESSED VALUE	SECONDARY TAX RATE PER \$100 ASSESSED VALUE	SPECIAL DISTRICT \$ PER ACRE	ASSESSMENT	TAXABLE NET ASSESSED VALUE	
919-91-070	1070	6.3021	4.3139	0.00	REAL PROPERTY	46,287	

2022 TAX SUMMARY		THIS IS A CALENDAR YEAR TAX NOTICE					
ASSESSMENT	VALUE IN DOLLARS	ASSESSMENT RATIO	ASSESSED VALUE IN DOLLARS	EXEMPTIONS	NET ASSESSED VALUE		
PRIMARY PROPERTY TAX	2,917.05						
LESS STATE AID TO EDUCATION	0.00						
NET PRIMARY PROPERTY TAX	2,917.05						
SECONDARY PROPERTY TAX	1,892.73						
SPECIAL DISTRICT TAX	0.00						
TOTAL TAX DUE FOR 2022	4,809.78						

JURISDICTION	2021 TAXES	2022 TAXES
02000 Navajo County	\$391.17	\$375.57
02001 School Equalization	\$196.15	\$0.00
03001 Navajo Cty Pub Health Svcs Dist	\$108.82	\$104.47
07010 Show Low SD #10	\$1,951.45	\$1,929.38
08150 Northland Jr. College	\$605.46	\$810.25
11212 Timber Mesa Fire & Medical District	\$1,452.35	\$1,468.87
11900 Fire District Assist Fund	\$46.01	\$46.29
14900 Navajo County Library District	\$43.48	\$41.75
15728 Navajo Co. Flood Control	\$10.68	\$10.06
30000 Northern Arizona VIT	\$23.01	\$23.14

PROPERTY DESCRIPTION	TOTALS	\$5,028.58	\$4,809.78
TOTAL VALUE OF OPERATING PROPERTY: 209-41-190 9,900 209-41-206 9,500			

SCHOOL DISTRICT NAME	PRIMARY TAX RATE	OVERRIDE SECONDARY RATE	CLASS "A" BOND SECONDARY RATE	CLASS "B" BOND SECONDARY RATE	REDUCTION RATE
Show Low	3.7402	0.00	0.00	0.4281	1.7133

THERE WILL BE A CHARGE FOR EACH RETURNED CHECK AND YOUR TAXES WILL REVERT TO AN UNPAID STATUS

When you provide a check as payment, you authorize us either to use the information from your check to make a one-time electronic fund transfer from your account or to process the payment as a check transaction.

PAYMENT INSTRUCTIONS: To pay the 1st half installment, send the 1st half coupon with your payment postmarked no later than Nov 1, 2022.

Go paperless next year!
Register at eNoticesOnline.com.
Authorization Code: NAV-BCWGLM37

To pay the 2nd half installment, send the 2nd half coupon with your payment postmarked no later than May 1, 2023.

To pay taxes for the full year, send the 1st half coupon with your payment postmarked no later than Jan 3, 2023.



45709*162**G50**1.064**5/6*****AUTOALL FOR AADC 800
NAVAJO WATER COMPANY INC
NAVAJO WATER COMPANY INC
7581 E ACADEMY BLVD. STE 229
7581 E ACADEMY BLVD STE 229
DENVER CO 80230-7106

PLEASE INCLUDE YOUR
PARCEL NUMBER
ON YOUR CHECK.

Make your check payable to and mail to:
Kari Lopez
Navajo County Treasurer
P.O. Box 668
Holbrook AZ 86025-0668

Please fold on perforation BEFORE tearing

2022 2nd HALF COUPON

DETACH AND RETURN WITH PAYMENT

PLEASE DO NOT STAPLE OR TAPE CHECK TO PAYMENT COUPON

Due March 1, 2023, Delinquent after May 1, 2023

NAVAJO WATER COMPANY INC
Parcel Number: 919-91-070 Roll Number: 86034

Delinquency Date Second Half Payment:

Penalty for late payment is 16% per year prorated monthly as of the 1st day of the month for payments postmarked after **May 1, 2023 at 5:00 P.M.** (ARS 42-18052 and ARS 42-18053).



If your mortgage company makes your property tax payments, consider this notice as a courtesy copy for your records only.

TO PAY SECOND HALF ONLY PAY ▶ 2,404.89

RETURN COUPON AND CHECK TO:
Navajo County Treasurer
P.O. Box 668
Holbrook AZ 86025-0668

PLEASE INCLUDE YOUR PARCEL NUMBER ON YOUR CHECK.

DO NOT MARK IN THIS SPACE



2022 9199107000 2 000000240489000000480978

45709 3/3

